



**Figure 7**



Start with spring adjuster close to housing wall.

**Figure 8**




**Figure 9**



If on the down swing the platform support is getting stuck on the guide, take a sharp razor knife and cut the inside edge at a forty-five-degree angle of the guide. Take the edge off of the inside edge so the platform will slide down.

**Figure 10**



Parts for Operating Platform Modification

- 2 Zippy Micro Switches
- 1 Spring Adjuster
- 1 Spring