

LIONEL SERVICE MANUAL


OTTP. 95

END FRAME
41-87 (SHOWN)
51-60
(SEE NOTE IN TEXT)



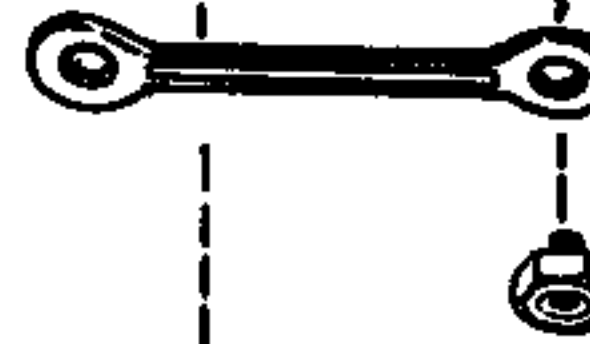
COLLECTOR SCREW
#4 X 9/16" REC. R.H.S.T. "Z"

INSULATING WASHER
118L-11



SIDE ROD SPACER
(1955 ONLY)
671-239

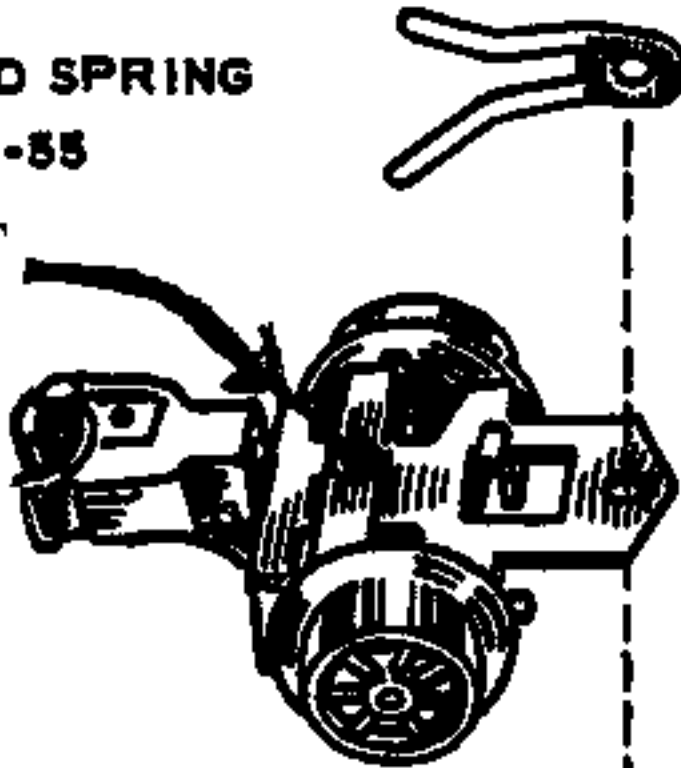
The newer components can be identified by the larger screw thread of the side rod screw and by larger clearance holes in the siderods.



GROUND SPRING
41-55

SIDE ROD
41-17 (1955 ONLY)
41-79

RIVET
41-54



SIDE ROD SCREW
671-238 (1955 ONLY)
41-75

COUPLER TRUCK
41-50

COLLECTOR INSULATION
41-26

TRUCK CLIP
1002-6



COLLECTOR ASSEMBLY
41-18

NOTE: Roller pins are staked to one side of arm only. To replace a roller, spread ends of arms far enough to slide roller off pin. Side cutters are the best tool for this job.

ROLLER
41-22

ROLLER PIN
41-23

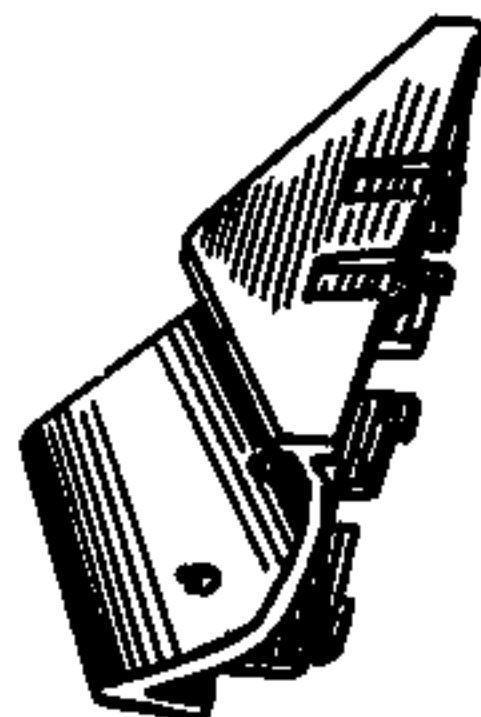


COLLECTOR SPRING
41-24


COLLECTOR PIVOT
41-25



SNOWPLOW
53-10



PLAIN TRUCK
53 ONLY
53-14



These parts are used instead of the coupler truck at the front of No. 53. The snowplow grips the end frame with four claws, one pair at the top and one pair at the bottom. To remove, squeeze one side of the plow at a time so that an upper and lower claw are pressed toward each other, and pull out.