

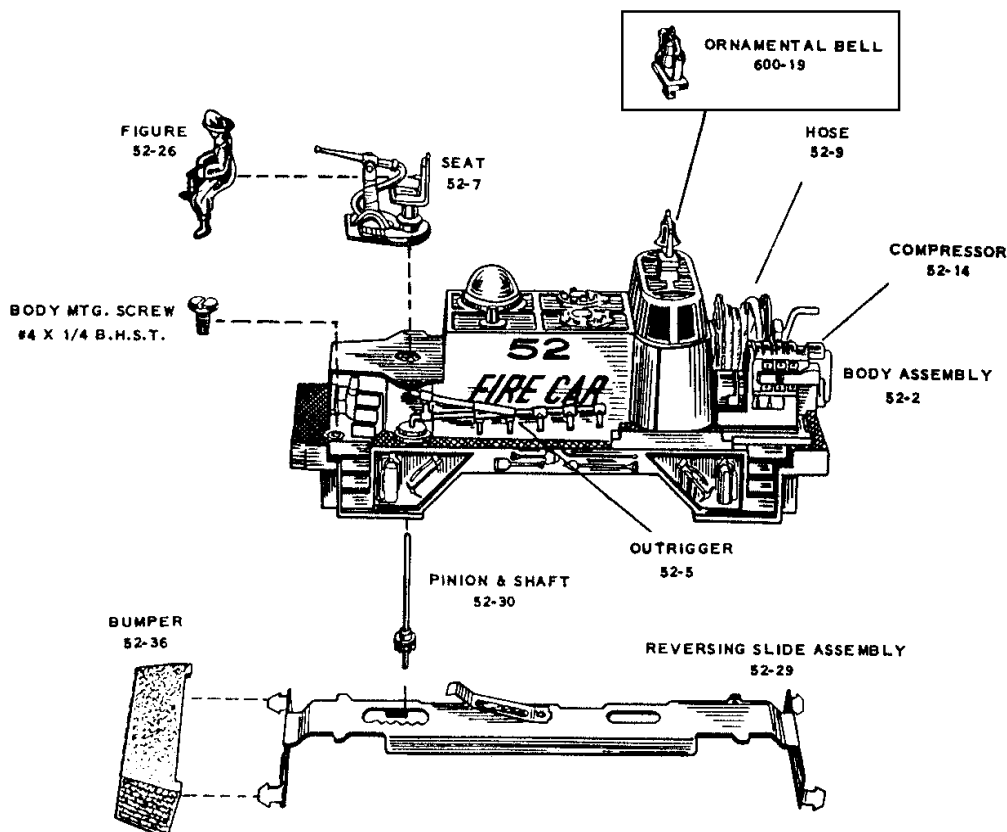
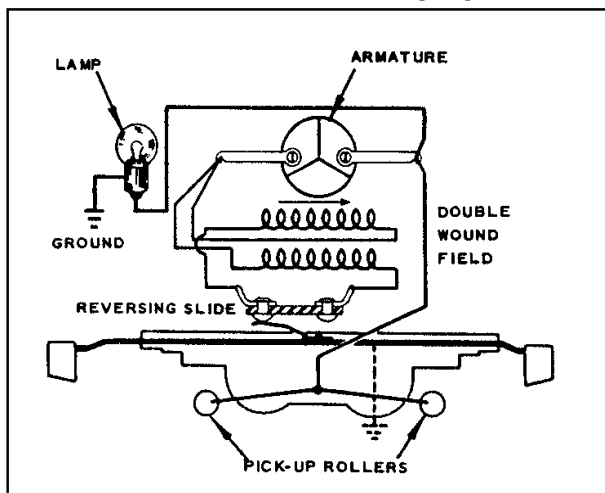
**SERVICE MANUAL**

**NO. 52 FIRE FIGHTING CAR**

Lionel No. 52 Fire Fighting Car, first produced in 1958, does not have a precise prototype but incorporates the outstanding features of several pieces of railroad fire-fighting equipment. Mechanically and electrically it is quite similar to No. 50 Gang Car and No. 60 Trolley. It is powered by a double-wound field motor. Its direction controlled by the bumper-operated slide which changes the connections of the field winding relative to the armature. A rack-and-pinion arrangement swivels the "deluge nozzle" and the fireman's seat as the car changes its direction.

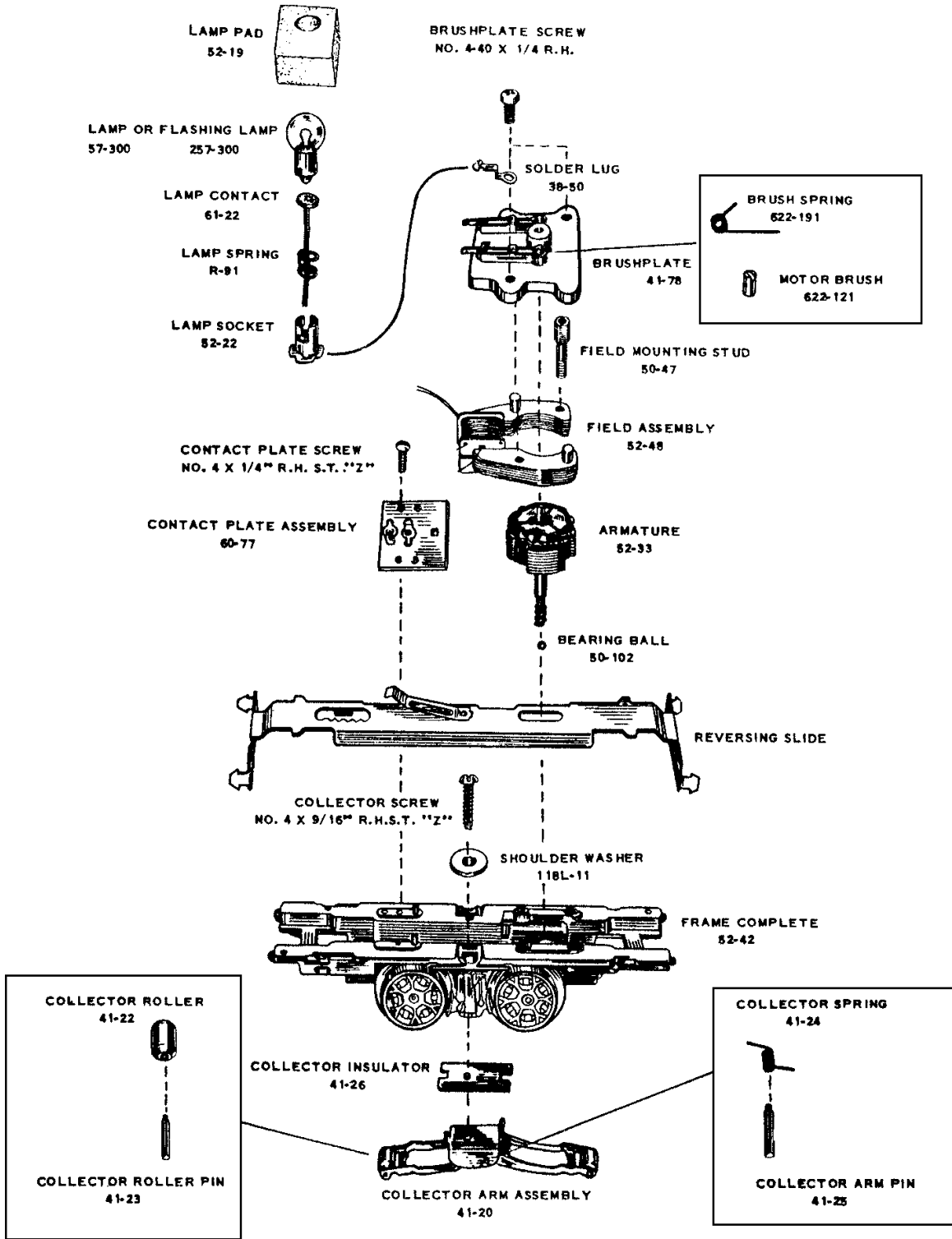
The warning light carried by the Fire Car was originally scheduled to be an automatically flashing lamp No. L257. However, the lamps available at that time were not considered to be sufficiently bright and for that reason all Fire Cars produced in 1958 were equipped with No. L57 lamps. However, the flashing lamp is available and can be used if a somewhat dimmer light is acceptable.

*Schematic Diagram of No. 52 Fire Fighting Car*



# SERVICE MANUAL

0177-91



---

**SERVICE MANUAL**

---

NO. 52 - FIRE FIGHTING CAR

<u>Part Number</u>	<u>Location</u>	<u>Unit Price</u>	<u>Min. Quan.</u>	<u>Description</u>
38-50	H-55	.10	6	Solder Lug
41-20	N-91	.40		Collector Arm Assem.
41-22	N-91	.20	12	Collector Roller
41-23	N-60	.02	6	Collector Roller Pin
41-24	N-61	.05	6	Collector Spring
41-25	N-61	.05	6	Collector Arm Pin
41-26	N-81	.02	25	Collector Insulator
41-78	N-83	1.00		Brushplate
50-47	J-60	.15	4	Field Mtg. Stud
50-102	J-80	.02	25	Ball Bearing
52-2	E-22	3.50		Body
52-7	E-91	.20	2	Seat
52-9	E-81	.60		Hose
52-14	E-71	.30	2	Compressor
52-19	E-71			Lamp Pad
52-20	E-71	.20	2	Outrigger
52-22	E-71	.20	2	Lamp Socket
52-26	E-71	.60		Figure
52-29	E-91	1.00		Reversing Slide Assem.
52-30	E-91	.30		Pinion & Shaft Assem.
52-32	E-81	2.50		Armature
52-36	E-71	.30		Bumper
52-42	E-22	4.00		Frame Complete
52-48	E-81	1.50		Field Wound
57-300	LC	.30	10	Lamp
60-77		.25		Contact Plate Assem.
61-22	A-61	.05	25	Lamp Contact
118L-11	A-71	.02	25	Shoulder Washer
257-300	LC	.60	10	Flashing Lamp
600-19	P-65	.10	6	Ornamental Horn
622-121	B-77	pr .60	6 pr	Brush Spring
622-191	B-74	pr .10	6 pr	Motor Brush
R-91	N-55	.05	12	Lamp Spring
4 x 1/4"		.02	25	BHST "Z" Body Mtg. Screw
4 x 1/4"		.02	25	RHST "Z" Contact Plate Screw
4 x 9/16"	Q-53	.02	25	RHST "Z" Collector Screw
4-40 x 1/4"		.02	25	RH Brushplate Screw