



With LionChief™ Plus you get the best of both Lionel power control worlds

Lionel is reintroducing 5 beloved engine models with an exciting and innovative twist, a multiple control system option. Included with your engine is our **LionChief™ Remote**, our biggest breakthrough in years. Not only does **LionChief™** give enhanced sound, long distance control and AC/DC compatibility, it allows you to run multiple locomotives at the same time. Sounds amazing, Right?

But what if you prefer to use your current conventional transformer?

LionChief™ Plus has you covered. With a flip of a switch you will be up and running in no time with your transformer of choice. So take your pick and enjoy expanding your engine and controller assortment with **LionChief™ Plus**.

LionChief™ Remote Control System

Operating your trains has never been easier!

- Total control — The “throttle” rotates to increase and decrease speed in both forward and reverse
- Full speed ahead — The red light at the top of the remote is a speed indicator; steady when in neutral and blinking faster as it accelerates
- Long range reception — Even at a distance of 60 feet or from another room, your **LionChief™** remote still operates your train!
- Special “Sleep” feature — Helps prolong the life of your three AAA batteries
- Multiple frequencies available, so multiple engines can run in the same layout at the same time

Realistic sounds!

- Realistic steam chuff sounds is in sync with steam engine’s speed
- High quality speaker housed in the tender
- Three sound buttons on the remote to control bell, whistle/horn and customized sounds or announcements that fit the theme of each set

Multi-System Operation!

- **LionChief™** remote control locomotives can run on any LEGACY, TMCC, or conventional transformer layout as long as 18 volts of power is being supplied to the track
- Families can run their locomotives at the same time and on the same track! At 18 volts — Mom or Dad’s LEGACY/TMCC engine can be controlled with the CAB-1 or CAB-2 remote controller while the junior engineer commands the **LionChief™** remote locomotive with their very own remote controller



Expand Your Horizons!

LionChief™ is the perfect starting point. Hook up a classic Lionel transformer and you’ll have even more power for running more cars and a complete assortment of accessories.

LionChief™ Plus Features:

- Multiple control system
- Long distance control
- Easy to set up
- Enhanced sound
- AC/DC Compatible
- Easy to operate

Powerful Options

ZW-L Transformer

6-37921

The ZW-L Transformer is designed to give you more operation and more realistic control of your engines and accessories. Voltage and current from each of the four channels of the ZW-L Transformer are cleanly displayed in four easy to read, analog ammeter/voltmeter dials that are housed in the “dashboard” face. 620-watts of power are built inside the unit, so no need for separate power bricks. The ZW-L also comes equipped with an automatic temperature controlled cooling fan, a circuit breaker for each channel output, and an on/off switch on the front. Whether you run vintage or state of the art locomotives and accessories, the Lionel ZW-L Transformer is the most realistic conventional control for you layout operations.



CW-80 80 Watt Transformer

6-14198

Enjoy operating your favorite locomotives, train sets, and accessories with the 80-Watt CW-80 Transformer. Operate your favorite features with the bell, whistle/horn, and direction buttons. On the rear of the unit, you will find a 0-18 volt variable AC output, as well as a programmable AC output for accessory operation. Simply set the accessory voltage to your desired output, and your accessory operates at that output until you turn the unit off—even when you stop the train! Perfect for train sets and small- to medium-sized layouts, the CW-80 provides the power you need to enjoy all your Lionel favorites.



GW-180 180 Watt Transformer

6-37947

From the Postwar-inspired styling of the controller, to the mighty PowerHouse power supply that provides a circuit breaker and on/off switch, this transformer has all the power you need, plus electronic overcurrent protection to help save your sensitive electronics in the event of a short circuit. Use the throttle lever to control speed and power. Operate your favorite features with the bell, whistle/horn, and direction buttons. Two outputs are available on the rear of the unit. A 0-18 volt variable AC output serves as your main track power source. The other programmable AC output is perfect for accessory operation from the same transformer. On the accessory output, simply set the accessory voltage to your desired level for continuous operation until you turn the unit off, completely independent of the train’s operation.





4-6-2 Pacific Steam Locomotives

Popular for their medium build and substantial pulling power, the 4-6-2 Pacific style steam locomotives were the workhorses of most railroads. Until the arrival of the diesel, the 4-6-2 Pacific was the predominant passenger locomotive in the U.S. and Canada.

LOCOMOTIVE FEATURES:

- Electric locomotive controlled by remote or Conventional AC transformer
- **ElectroCoupler** on rear of tender can be controlled by remote
- Operating headlight and back-up light on tender
- Fan-driven smoke
- On/off switches for sound and smoke
- User selected operational modes: Conventional AC transformer control mode or **LionChief™** wireless remote control with AC or DC power
- **RailSounds RC™** sound system with steam chuffing and background sounds, whistle, bell, and user-activated announcements
- Chuffing sounds in sync with speed of locomotive
- Powerful maintenance-free motor
- Die-cast metal locomotive body, frame, and trucks
- Die-cast metal tender body and trucks
- Metal frame on tender

- Lighted cab interior
- Engineer and fireman figures
- Traction tires


REMOTE FEATURES:

- Forward and reverse speed control knob
- Buttons for whistle sound, bell, special announcements, and **ElectroCoupler** activation
- Requires three AAA alkaline batteries (not included)

6-81311
Alaska
LionChief™ Plus 4-6-2 Pacific



6-81307
Baltimore & Ohio
LionChief™ Plus 4-6-2 Pacific



6-81308
Canadian Pacific
LionChief™ Plus 4-6-2 Pacific



6-81309
Southern Pacific
LionChief™ Plus 4-6-2 Pacific



4-6-4 Hudson Steam Locomotives

Made famous by the New York Central and a true Lionel classic, the celebrated 4-6-4 Hudson type is a favorite among rail fans.

LOCOMOTIVE FEATURES:

- Electric locomotive controlled by remote or Conventional AC transformer
- **ElectroCoupler** on rear of tender can be controlled by remote
- Operating headlight and back-up light on tender
- Fan-driven smoke
- On/off switches for sound and smoke
- User selected operational modes: Conventional AC transformer control mode or **LionChief™** wireless remote control with AC or DC power
- **RailSounds RC™** sound system with steam chuffing and background sounds, whistle, bell, and user-activated announcements
- Chuffing sounds in sync with speed of locomotive
- Powerful maintenance-free motor
- Operating coupler on rear of tender
- Die-cast metal body and trucks on locomotive and tender

- Metal frame on locomotive and tender
- Lighted cab interior
- Engineer and fireman figures
- Traction tires

REMOTE FEATURES:

- Forward and reverse speed control knob
- Buttons for whistle sound, bell, special announcements, and **ElectroCoupler** activation
- Requires three AAA alkaline batteries (not included)

6-81304
Canadian National LionChief™ Plus 4-6-4 Hudson



6-81303
Union Pacific LionChief™ Plus 4-6-4 Hudson



6-81302
C&O LionChief™ Plus 4-6-4 Hudson



6-81301
NYC LionChief™ Plus 4-6-4 Hudson

RS-3 Diesel Locomotives

Typically seen hauling freight trains in yards and on regional lines, as well as in local passenger service, this powerful 1600-HP Alco workhorse of the early 1950s was popular with railroads because of its versatility.

LOCOMOTIVE FEATURES:

- Electric locomotive controlled by remote or Conventional AC transformer
- On/off switches for sound and smoke
- **ElectroCouplers** on front and rear that can be controlled by remote
- User selected operational modes: Conventional AC transformer control mode or **LionChief™** wireless remote control with AC or DC power
- **RailSounds RC™** sound system with diesel revving and background sounds, horn, bell, and user-activated announcements
- Operating headlights
- Fan-driven smoke
- Powerful maintenance-free motor
- Lighted interior with figures

- Die-cast metal fuel tank
- Metal frame
- Traction tires

REMOTE FEATURES:

- Forward and reverse speed control knob
- Buttons for whistle sound, bell, and special announcements
- Requires three AAA alkaline batteries (not included)



6-38779
NYC LionChief™ Plus RS-3



6-38778
C&NW LionChief™ Plus RS-3



6-38819
Rio Grande LionChief™ Plus RS-3



6-38816
PRR LionChief™ Plus RS-3

2-8-2 Mikado Steam Locomotives

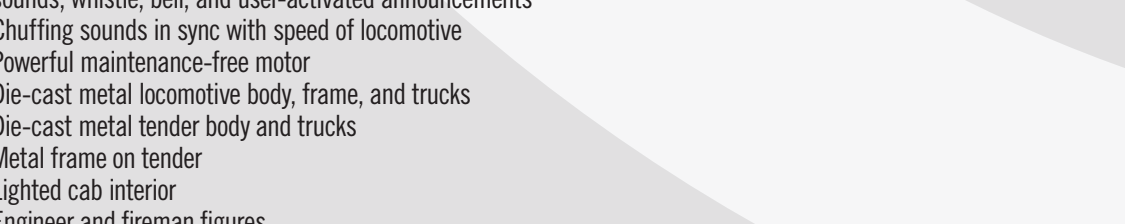
First used on the Nippon Railway in Japan in 1897, the 2-8-2 class steam locomotive was nicknamed "Mikado", meaning "emperor" in Japanese. Gaining popularity in the United States before WWI, numerous 2-8-2 locos thundered across American high iron.

LOCOMOTIVE FEATURES:

- Electric locomotive controlled by remote or Conventional AC transformer
- **ElectroCoupler** on rear of tender can be controlled by remote
- Operating headlight
- Fan-driven smoke
- On/off switches for sound and smoke
- User selected operational modes: Conventional AC transformer control mode or **LionChief™** wireless remote control with AC or DC power
- **RailSounds RC™** sound system with steam chuffing and background sounds, whistle, bell, and user-activated announcements
- Chuffing sounds in sync with speed of locomotive
- Powerful maintenance-free motor
- Die-cast metal locomotive body, frame, and trucks
- Die-cast metal tender body and trucks
- Metal frame on tender
- Lighted cab interior
- Engineer and fireman figures
- Traction tires

REMOTE FEATURES:

- Forward and reverse speed control knob
- Buttons for whistle sound, bell, special announcements, and **ElectroCoupler** activation
- Requires three AAA alkaline batteries (not included)



6-81299
Chessie System LionChief™ Plus 2-8-2 Mikado



6-81297
Pennsylvania LionChief™ Plus 2-8-2 Mikado



6-81296
Great Northern LionChief™ Plus 2-8-2 Mikado



6-81295
Santa Fe LionChief™ Plus 2-8-2 Mikado

GP7 Diesel Locomotives

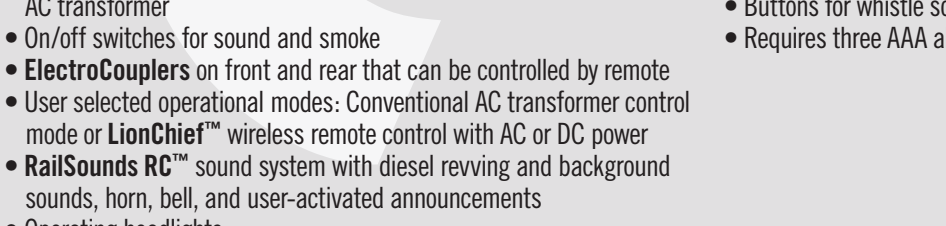
Produced from 1949 to the mid-1950s, more than 2,500 prototype EMD GP7 locomotives freighted the United States and Canada.

LOCOMOTIVE FEATURES:

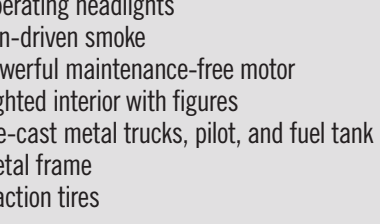
- Electric locomotive controlled by remote or Conventional AC transformer
- On/off switches for sound and smoke
- **ElectroCouplers** on front and rear that can be controlled by remote
- User selected operational modes: Conventional AC transformer control mode or **LionChief™** wireless remote control with AC or DC power
- **RailSounds RC™** sound system with diesel revving and background sounds, horn, bell, and user-activated announcements
- Operating headlights
- Fan-driven smoke
- Powerful maintenance-free motor
- Lighted interior with figures
- Die-cast metal trucks, pilot, and fuel tank
- Metal frame
- Traction tires

REMOTE FEATURES:

- Forward and reverse speed control knob
- Buttons for whistle sound, bell, and special announcements
- Requires three AAA alkaline batteries (not included)



6-38827
CBQ LionChief™ Plus GP7



6-38825
Union Pacific LionChief™ Plus GP7



6-38824
Northern Pacific LionChief™ Plus GP7



6-38821
Santa Fe LionChief™ Plus GP7