

# HORNBY

Clockwork  
TRAINS

GAUGE 'O'



HT/CF/4


ld  
1958  
U.K.

# HORNBY TRAINS

GAUGE 'O' CLOCKWORK


Hornby  
strong-  
trains w  
years of

20




**No. 20 GOODS TRAIN SET.**  
Contains No. 20 Locomotive, No. 20 Tender, two No. 20 Wagons and Rails ... .. £1/8/6

21




**No. 21 PASSENGER TRAIN SET.**—Contains No. 20 Locomotive, No. 20 Tender, two No. 21 Coaches and Rails £1/8/6

30



**No. 30 GOODS TRAIN SET.**  
Contains No. 30 Locomotive, No. 30 Tender, No. 30 Wagon, No. 30 Goods Van and Rails £1/19/11

31



**No. 31 PASSENGER TRAIN SET.**—Contains No. 30 Locomotive, No. 30 Tender, No. 31 Coach 1st/2nd, No. 31 Coach Brake/2nd and Rails £1/19/11

The above four Train Sets are supplied with 1 ft. radius rails requiring a space of 3 ft. 3 in. by 2 ft. 6 in.


Gauge 'O' Clockwork Train Sets Nos. 20, 21, 30 and 31 contain 1 ft. radius rails, and additional rails should be of the same radius, otherwise the extended layout may not fit together satisfactorily.

Although intended for 1 ft. radius track, Locomotives Nos. 20, and 30 will run on 2 ft. radius track. Locomotives Nos. 40, 50 and 51 MUST have 2 ft. radius rails; they will not run on 1 ft. radius curves or points.


Trains are perfect models in 'O' gauge operated by reliable clockwork mechanisms, pulling and long-running. You can build up a complete railway of goods and passenger with the rolling stock and accessories of all types shown in this folder. You'll have fun running it!

**ROLLING STOCK for Nos. 20 and 21 TRAIN SETS**

(May also be used with Nos. 30 and 31 rolling stock.)



42,238  
No. 20 Wagon  
Length  $4\frac{1}{2}$  in. 2/6



42,206  
No. 20 Tank Wagon  
Length  $4\frac{1}{2}$  in. 3/6




42,224  
No. 20 Side Tipping Wagon  
Length  $4\frac{1}{2}$  in. 3/6



42,134  
No. 20 Crane Truck  
Length  $4\frac{1}{2}$  in. 3/6




42,219  
No. 20 Rotary Tipping Wagon  
Length  $4\frac{1}{2}$  in. 3/6




42,117  
No. 21 Coach  
Length  $4\frac{1}{2}$  in. 3/-

**ROLLING STOCK for Nos. 30 and 31 TRAIN SETS**


(May also be used with Nos. 20 and 21 rolling stock.)




42,239  
No. 30 Wagon  
Length  $4\frac{1}{2}$  in. 3/6



42,118  
No. 31 Coach, 1st/2nd  
Length  $5\frac{1}{2}$  in. 4/6



42,119  
No. 31 Coach, Brake/2nd  
Length  $5\frac{1}{2}$  in. 4/6



42,159  
No. 30 Goods Van  
Length  $4\frac{1}{2}$  in. 4/6

**Guarantee**

All Hornby components are thoroughly tested before despatch from the Meccano Works and their efficiency is guaranteed.


# HORNBY

# CLO

GAUGE 'O'— $1\frac{1}{4}$  in. (32 mm.)

## HORNBY ROLLING STOCK

Vehicles Nos. 41, 50 and 51 are fitted with automatic couplings.



42,241  
No. 50 Wagon  
Length 7 in. 4/9



42,186  
No. 50 Lumber Wagon  
Length 7 in. 5/6



42,146 No. 50 Low-sided Wagon (with Cable Drum) Length 7 in. 6/6  
42,141 No. 50 Low-sided Wagon (Not illustrated) Length 7 in. 4/11



42,226  
No. 50 Side Tipping Wagon  
Length 7 in. 6/9



42,181  
No. 50 Hopper Wagon  
Length 7 in. 8/11



42,221  
No. 50 Rotary Tipping Wagon  
Length 7 in. 7/6



42,156  
No. 50 Gas Cylinder Wagon  
Length 7 in. 5/9



42,207 No. 50 Tank Wagon  
SHELL LUBRICATING OIL  
Length 7 in. 8/-



42,208 No. 50 Tank Wagon  
MANCHESTER OIL REFINERY  
Length 7 in. 8/-



42,223  
No. 50 SAXA SALT Wagon  
Length 7 in. 7/9



42,153  
No. 50 Low-sided Wagon  
with Insulated Meat Container  
Length 7 in. 7/6



42,152 No. 50 Low-sided Wagon with Furniture Container. Length 7 in. 7/6



42,136  
No. 50 Crane Truck  
Length 7 in. 8/11



42,106  
No. 50 Cattle Truck  
Length 7 in. 6/9




42,216 No. 50 Refrigerator Van (opening doors)  
Length 7 in. 8/-

# CKWORK TRAINS


Young boys find endless delight and satisfaction in all that a Hornby Clockwork railway has to offer. Hornby locomotives with their powerful clockwork mechanisms are part of a model railway system which includes a fine selection of track, rolling stock and accessories—all sturdily constructed to last for years.

One of the attractions of a clockwork railway is being able to start in a small way with a train and track, and add to the equipment from time to time. The choice of Hornby Trains ensures reliable performance, all components being tested and guaranteed before despatch from the Meccano Works.




45

**No. 45 TANK GOODS TRAIN SET.**—Contains No. 40 Tank Locomotive (reversing), No. 50 Wagon, No. 50 Lumber Wagon, No. 50 Tank Wagon and Rails. £2/19/6



41

**No. 41 TANK PASSENGER TRAIN SET.**—Contains No. 40 Tank Locomotive (reversing), two No. 41 Coaches, No. 41 Passenger Brake Van and Rails. ... £2/19/6



55

**No. 55 GOODS TRAIN SET.** Contains No. 50 Locomotive (reversible from track), No. 50 Tender, No. 50 Wagon, No. 50 Low-sided Wagon, No. 50 Goods Brake Van and Rails ... £3/12/6




42,161  
No. 50 Goods Van (opening doors)  
Length 7 in. 7/9



42,123 No. 51 Coach 2nd Class  
Length 7 1/2 in. 6/9  
42,122 No. 51 Coach 1st Class  
Length 7 1/2 in. (Not illustrated) 6/9




42,121  
No. 41 Coach, 1st/2nd  
Length 7 1/2 in. 6/9



42,171 No. 50 Goods Brake Van  
Length 7 in. 8/11



42,202  
No. 51 Passenger Brake Van  
Length 7 1/2 in. 6/9



42,201  
No. 41 Passenger Brake Van  
Length 7 1/2 in. 6/9




No. 20 Locomotive (non-reversing. Fitted for automatic braking from track) 13/6  
No. 20 Tender ... .. 2/8



No. 30 Locomotive (reversing, and fitted for automatic braking from track) £12/6  
No. 30 Tender ... .. 3/7




No. 40 Tank Locomotive and fitted for automatic braking from track)



By adding more Rails, Points and Crossings to the contents of a Hornby Clockwork Train Set, a variety of running schemes is possible. In the example below the following Rails are required:

- 1ft. Radius Rails (all)
- 6 Curves (A1)
- 2 Half Curves (A1)
- 1 Straight (B1)
- 1 Half Straight (B1)
- 2 Quarter Straights (PL)
- 2 LH Points (PL)
- 1 Level Crossing


51



**No. 51 PASSENGER TRAIN SET.**—Contains No. 51 Locomotive (reversible from track), No. 51 Tender, two No. 51 Coaches, No. 51 Passenger Brake Van and Rails ... £3/12/6

The above four Train Sets are supplied with 2 ft. radius rails requiring a space of 5 ft. 4 in. by 4 ft. 6 in.

## HORNBY LOCOMOTIVES



No. 50 Locomotive (fitted for automatic braking and reversing from track) £1/17/6  
No. 50 Tender ... .. 6/-

No. 51 Locomotive (fitted for automatic braking and reversing from track) £1/17/6  
No. 51 Tender ... .. 6/-



B $\frac{1}{2}$



B $\frac{1}{4}$



BBR



A1

### STRAIGHT RAILS

B1	Straight Rail (length 10 $\frac{1}{2}$ in.) ...	1/3
B $\frac{1}{2}$	Straight Half Rail (length 5 $\frac{1}{4}$ in.) ...	11d.
B $\frac{1}{4}$	Straight Quarter Rail (length 2 $\frac{5}{8}$ in.) ...	9d.
BBR	Straight Brake and Reverse Rail <i>The BBR Rail is not suitable for Locomotive No. 20.</i>	1/6

### CURVED RAILS

A1	Curved Rail (1 ft. radius) ...	1/3
A1 $\frac{1}{2}$	Curved Half Rail (1 ft. radius) ...	11d.
A2	Curved Rail (2 ft. radius) ...	1/3
A2 $\frac{1}{2}$	Curved Half Rail (2 ft. radius) ...	11d.
RCP	Rail Connecting Plate ...	(6) 7d.

### CROSSINGS


CA1	Acute-angle Crossing ...	5/11
CA2	Acute-angle Crossing ...	4/11
CR1	Right-angle Crossing ...	5/11
CR2	Right-angle Crossing ...	4/11

### POINTS

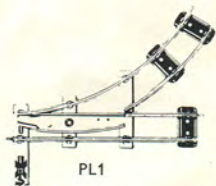
PR1	Right-hand Point (1 ft. radius) ...	5/11
PL1	Left-hand Point (1 ft. radius) ...	5/11
PR2	Right-hand Point (2 ft. radius) ...	5/11
PL2	Left-hand Point (2 ft. radius) ...	5/11
PCC	Points Connecting Clip ...	3 $\frac{1}{2}$ d.

1 ft. radius Curves, Points and Crossings cannot be used in the same layout with those of 2 ft. radius.

There is always something in the *Meccano Magazine* (published monthly) to interest owners of Hornby Trains.



CA1




PL1

# HORNBY ACCESSORIES

The accessories are all made in strong metal to withstand the rigours of a hard-working play room railway.



42,361  
No. 2 Signal,  
Double Arm  
Height 8½ in.  
8/-




42,362  
No. 2 Signal  
Junction  
'Home' or  
'Distant'  
Height 9½ in.  
13/6

42,381  
Station Hoarding  
Length 3½ in.  
1/6




42,350  
Posters  
(pkt. of doz.)  
7d.


42,360  
No. 2 Signal  
Single Arm  
'Home' or  
'Distant'  
Height 7½ in.  
6/6



50,973  
Goods Yard Crane  
(Dinky Supertoys  
No. 973)  
Height 8 in.  
11/11




42,390  
No. 2 Turntable  
Diameter 13½ in.  
12/6




42,400  
No. 1 Water Tank  
Height 7 in.  
6/9



42,330  
Platform Crane  
Height 6½ in.  
8/11



42,300  
No. 1 Buffer Stop  
Length 3½ in.  
3/6



42,320  
No. 1 Level Crossing  
Roadway length  
9½ in. 8/11

## SUNDRIES

43,902 H Key (Nos. 30, 40, 50/51 Locos)	7d.
43,903 S Key (No. 20 Loco)	4d
43,910 Wheels and Axles for Hornby Rolling Stock (2 wheels, 1 axle)	3d.
43,915 No. 1 Cable Drum	1/6
43,916 No. 1 Container (Furniture)	2/8
43,917 No. 1 Container (Insulated Meat)	2/8
43,930 Head Lamp for Locomotives	2d.
43,931 Tail Lamp for Locomotive or Brake Vans	2d.
43,932 Side Lamp for Goods Brake Van	2d.
43,949 Milk Can	3½d.

MADE IN ENGLAND BY MECCANO LTD.

11/858/250

Printed in England

Prices in this folder include Purchase Tax.