



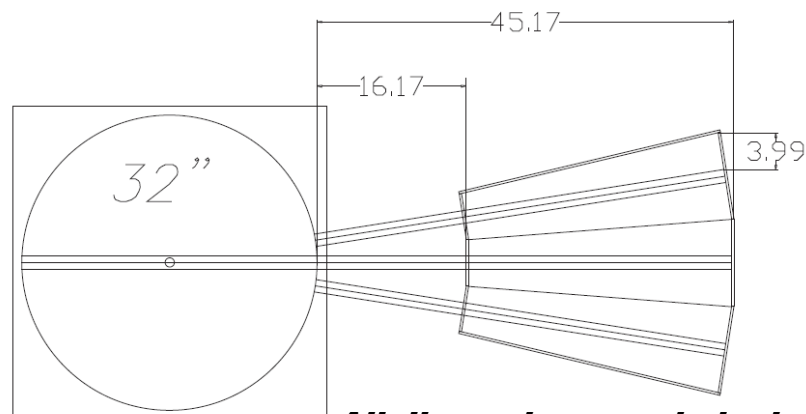
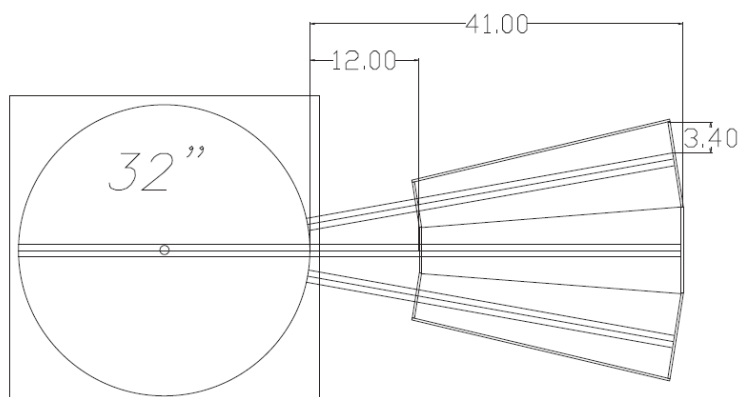
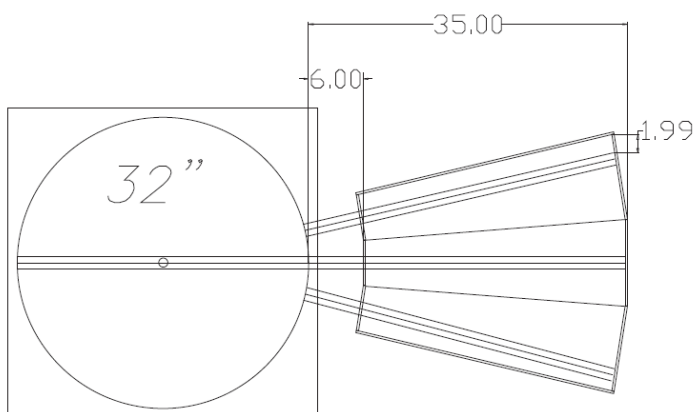
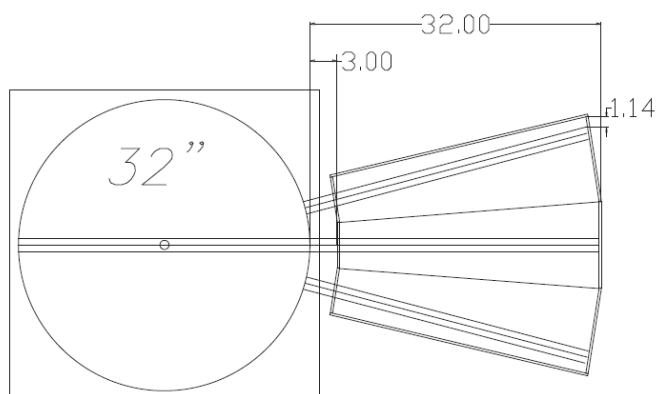
## Korber Models

### Scale Model Railroad Structures

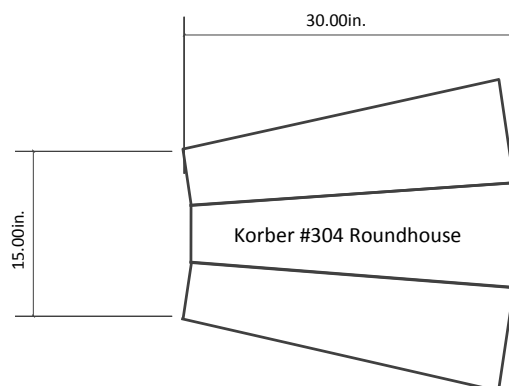
100 Castleberry Court #178  
Milford, OH 45150 USA  
513-239-1908  
info@korbermodels.com  
www.korbermodels.com

## Bowser Manufacturing

PO Box 322  
1302 Jordan Ave  
Montoursville PA 17754 USA  
570-368-2379  
bowser@bowser-trains.com  
www.bowser-trains.com



**All dimensions are in inches**



### Space Planning Requirements for Korber #304 Roundhouse and a Bowser 32" turntable

- All tracks should enter the roundhouse in the center of the stall doors
- In these drawings you can see how the track gets closer to the side walls as the distance between the turntable and the roundhouse is reduced
- A distance of approximately 16.2" allows for a straight track to be centered in the stall of the roundhouse
- When adding additional stalls turntable to roundhouse spacing of 16.2" allows for continuous expansion with the track centered in the stalls and 12" spacing can support up to 15 stalls either with straight track.
- Use of flextrack will allow you to use shorter turntable to roundhouse distances and center the track in the stall. Simply enter the door at the center and bend the track to have clearance of side walls or supports. Flextrack use is common when expanding the number of stalls while using less than 16" turntable to roundhouse spacing



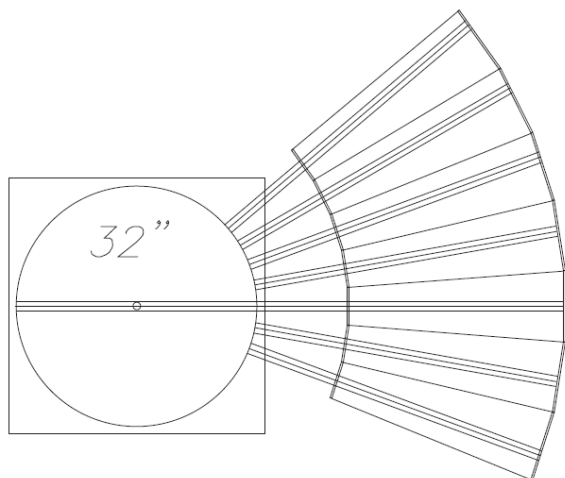
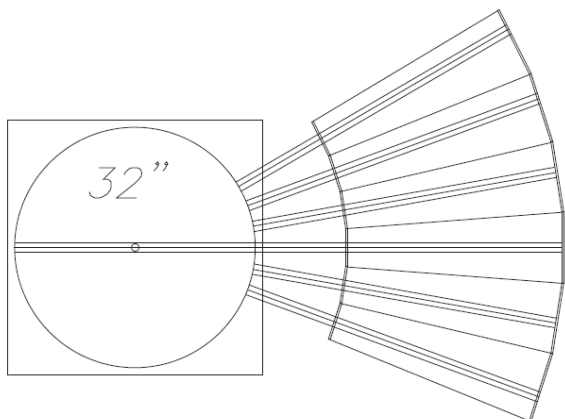
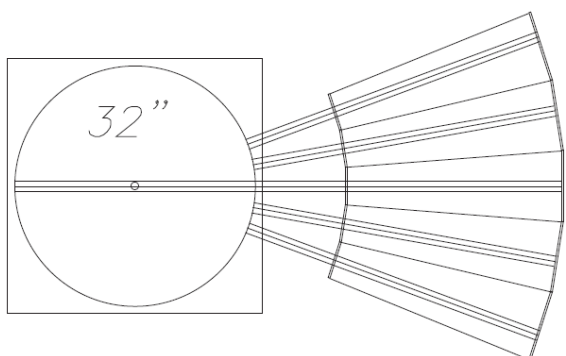
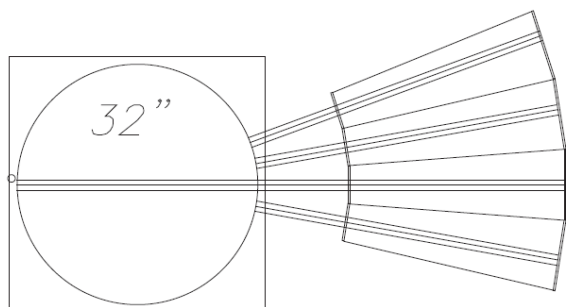
## Korber Models

Scale Model Railroad Structures

100 Castleberry Court #178  
Milford, OH 45150 USA  
513-239-1908  
info@korbermodels.com  
www.korbermodels.com

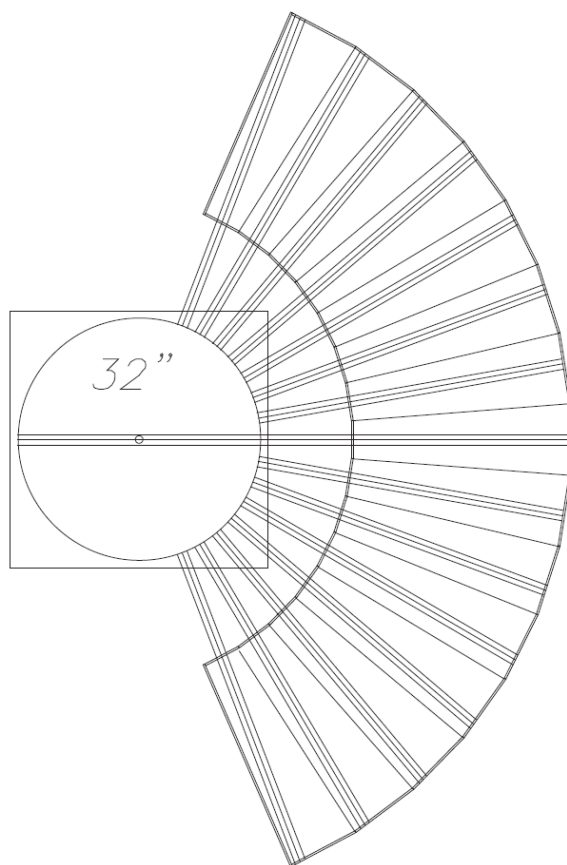
## Bowser Manufacturing

PO Box 322  
1302 Jordan Ave  
Montoursville PA 17754 USA  
570-368-2379  
bowser@bowser-trains.com  
www.bowser-trains.com



### Space Planning Requirements for Korber #304 Roundhouse and a Bowser 32" turntable

- All tracks should enter the roundhouse in the center of the stall doors
- In these drawings you can see various size roundhouse configurations with the 32" turntable
- Use of flextrack will allow you to use shorter turntable to roundhouse distances and center the track in the stall. Simply enter the door at the center and bend the track to have clearance of side walls or supports. Flextrack use is common when expanding the number of stalls while using less than 16" turntable to roundhouse spacing



**12 Inches between the roundhouse and turntable**



## Korber Models

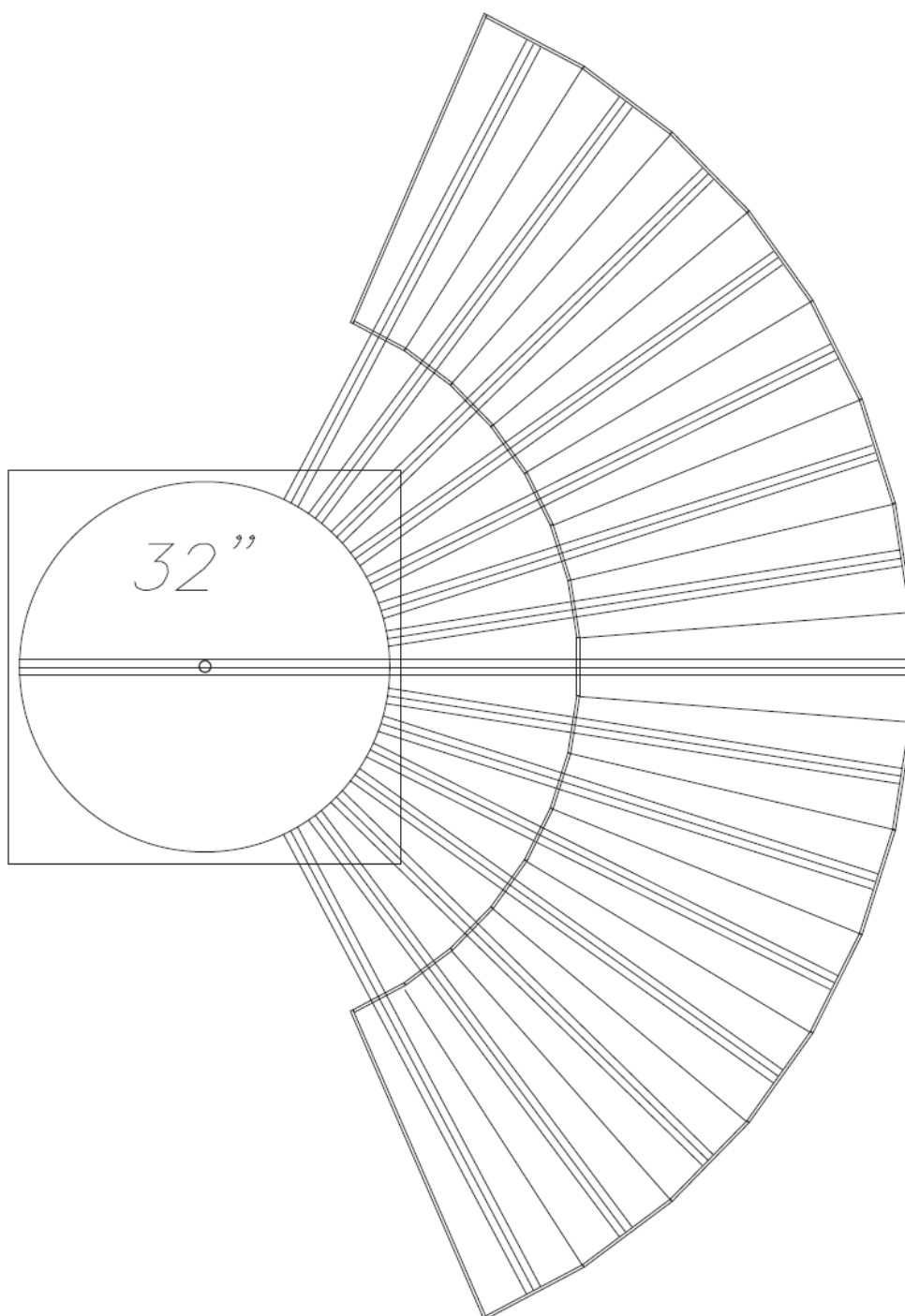
Scale Model Railroad Structures

100 Castleberry Court #178  
Milford, OH 45150 USA  
513-239-1908  
info@korbermodels.com  
www.korbermodels.com

## Bowser Manufacturing

PO Box 322  
1302 Jordan Ave  
Montoursville PA 17754 USA  
570-368-2379  
bowser@bowser-trains.com  
www.bowser-trains.com

### ***Space Planning Requirements for Korber #304 Roundhouse and a Bowser 32" turntable***



- All tracks should enter the roundhouse in the center of the stall doors
- In these drawings you can see various size roundhouse configurations with the 32" turntable
- Using spacing of 16 3/16 inches between the turntable and the roundhouse allows for the use of straight track to the back center of each stall.

***16 3/16 Inches between the roundhouse and turntable***