

K-LINE® SUPER STORES

DALLAS, TX
Collectible Trains & Toys
200 Skillman Crossing Center, Dallas, TX 75243
Phone: (214) 373-9469, (800) 462-4902
Web: www.trainsandtoys.com

MILFORD, OH
Davis Electronics
217 Main Street, Milford, OH 45150
Phone: (513) 831-6425, (800) 448-1060
Web: www.davis trains.com

HAMBURG, NY
Hamburg Model Railroad Station
4 Scott Street, Hamburg, NY 14075
Phone: (716) 649-3568, (800) 538-9100
Web: www.hamburgmodelrr.com

COON RAPIDS, MN
III Rail Trains
536 Northdale Boulevard, Coon Rapids, MN 55448
Phone: (763) 767-9545, (888) 291-7245
Web: www.3railtrains.com

BROOMALL, PA
Nicholas Smith Trains
2343 West Chester Pike, Broomall, PA 19008
Phone: (610) 356-2377, (800) 905-5505
Web: www.nstrains.com

ROCHESTER, NY
Dispatch Junction
2222 Lyell Avenue, Rochester, NY 14618
Phone: (716) 426-6685, (800) 259-3024
Web: www.djunction.com

YUBA CITY, CA
Western Depot
1650 Sierra Ave., Suite 203, Yuba City, CA 95993
Phone: (530) 673-6776
Web: www.westerndepot.com

CHICAGO, IL
ChicagoLand Hobby
6017 NW Highway, Chicago, IL 60631
Phone: (773) 775-4848
Web: www.chicagoland-hobby.com

INDIANAPOLIS, IN
Train Express
4310 W. 96th Street, Indianapolis, IN 46268
Phone: (317) 879-9300, (800) 428-6177
Web: www.trainexpress.com

SCRANTON, PA
Scranton Hobby Center
517 Lackawanna Avenue, Scranton, PA 18503
Phone: (570) 342-1963
Web: www.scrantonthobby.com

WINSTON-SALEM, NC
The Train Loft
4007-B Country Club Rd., Winston-Salem, NC 27104
Phone: (336) 760-9817, (877) 550-6019
Web: members.aol.com/jkanc52032/index.html

DELTRAN, NJ
M & G Hobbies
2902 Route 130, Delran, NJ 08075
Phone: (856) 461-3553
Web: www.mandghobbies.com

FEASTERVILLE, PA
Toy Train Station
21 East Street Road, Feasterville, PA 19053
Phone: (215) 322-5182
Web: www.toytrainstation.net

MOUNTAIN LAKES, NJ
The Train Station
10 Romaine Road, Mountain Lakes, NJ 07046
Phone: (973) 263-1979
Web: www.train-station.com

NEWARK, DE
Just Trains
2622B Capital Trail, Newark, DE 19711
Phone: (302) 453-9742
Web: www.justtrains.com

K-LINE's Internet home page
(www.k-linetrains.com)
provides a link to all the
SuperStore Web sites.



2002 SECOND EDITION



K-LINE® ELECTRIC TRAINS

FACTORY
P.O. Box 2831
Chapel Hill, NC 27515
Phone: (919) 929-4260
Fax: (919) 929-4050
Web: www.k-linetrains.com

CUSTOMER SERVICE
Mon-Fri 8:30am - 4:30pm ET
KCC/Retail: (919) 929-8420
E-mail: info@k-linetrains.com
Parts & Service: (919) 929-1116
E-mail: service@k-linetrains.com
Toll-Free Fax: (877) 269-4113

DIRECTOR OF SALES
Nicholas B. Ladd
P.O. Box 2831
Chapel Hill, NC 27515
Phone: (919) 929-4260
Fax: (919) 929-4050
E-mail: NLadd@k-linetrains.com

**EAST COAST
SALES MANAGER**
Frank Fierstein
PO Box 2831
Chapel Hill, NC 27515
Phone: (301) 252-5589
Fax: (410) 654-6174
E-mail: FFierstein@k-linetrains.com

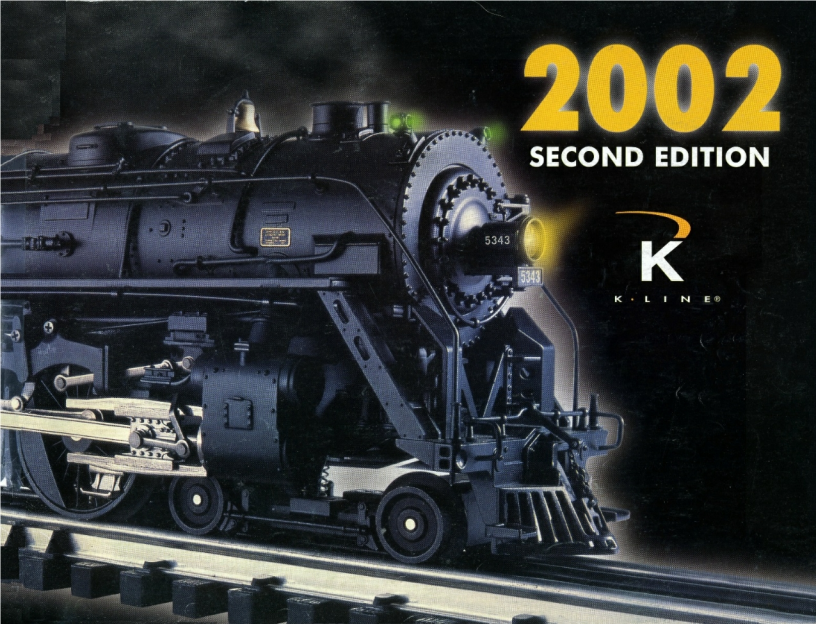
MIDWEST SALES MANAGER
Bill Swarthout
2721 Trinity Court
Avon, OH 44011
Phone: (440) 336-6444
Fax: (440) 937-6771
E-mail: KLimeMidwest@aol.com

**WEST COAST
SALES MANAGER**
Bob Crone
3535 E. Woodhaven St.
Simi Valley, CA 93063
Phone: (805) 583-8185
Fax: (805) 578-2554
E-mail: westrail@earthlink.net

www.k-linetrains.com



© 2002 MDK, Inc., Chapel Hill, NC 27515
Includes all photographs, text and diagrams. All rights reserved. Products
and prices shown in this catalog may vary after publication. Printed in USA.
All Sales Final.



2002

SECOND EDITION



Hi – and welcome to the K-LINE 2002 Second Edition Catalog. With 132 pages it's our largest ever and loaded with everything from all new die cast steam engines to new scale, die cast rolling stock to new operating accessories, die cast vehicles and pedal cars.

Of course I must start with our \$499 J1e Scale Hudson! Did I say \$499 for a Scale Hudson? You bet I did! It's fully detailed, available with 5 Scale Madison cars and this whole K-LINE 28th Anniversary Set will navigate 31" curves. Our second Titan engine is the Articulated Allegheny for only \$399 with six individually numbered hoppers for only \$99 more.

K-LINE 18" Passenger Cars have evolved to a new standard of excellence and versatility, because now the steps and aprons move so they can navigate 31" curves! We've got PRR Bi-Levels like Raymond Lowey would have made them and the all black Santa Fe "Midnight Chief." These extruded aluminum cars have always been great and, now, they're for everyone!

We've got some new, fun train sets that you're sure to love. Remember that Coke train from the 70s? "It's The Real Thing" is now better than ever. There's even an all new Coke Boxcar which actually plays that famous tune which can be activated from anywhere on your layout. There's the FDNY set that honors some of our nation's finest. It's loaded with new firefighting cars and play value – check it out. And, The Greenport Scoot is back – new road numbers, new track, but the same great set for fans of this Northeastern road.

New Rolling Stock? You bet! All die cast scale 34' 2-Bay hoppers and all die cast scale Front Runners. For Santa Fe fans the Blackbonnet fun continues with die cast scale hoppers and aluminum tank cars. Black is certainly stunning on the Santa Fe. There's even a new double rotating SL car with a die cast pickup truck included. Check out the 11th Display Car of the American Freedom Train which "would have been" to commemorate our nation's 20 years from 1976 through 1996. And don't miss the Kate Shelley Wood-Sided Reefer to honor the lady "they stopped the trains for."

Look at the operating railroad car Painting Facility complete with a partially repainted Conrail scale boxcar. See all the new die cast vehicles including Caravans, buses and pedal cars. And check out our many new licensed products which include items logo identified for Coke, Anheuser Busch, Heinz, FDNY, NYPD, Texaco, Cirgo, NJT, Ford and Good Humor.



Last, but certainly not least, check out our new G Scale Reefers, just a small addition to K-LINE G Scale. Pay attention – there's lots more to come.

So, look us over – all 132 pages of us. K-LINE is busting out in all directions, we're on an exciting and fun-filled journey, and we want you to join us. Visit our web site, join the K-LINE Collectors club, see us at a train show, or visit your local train shop. However you choose to check us out, I know you'll like what you see.

Enjoy the greatest hobby ever.

All my best to you and yours,

Maury D. Klein
President
MDK, Inc.



Contents

Introduction	2-3	B&O, Milwaukee Road, New York Central, Northern Pacific Diesels	54-55
New York Central Scale J1e Hudson	4-5	RS-3 Diesels	56-57
New York Central Anniversary 18" Heavyweights	4-5	Circus Transport Railroad	58-59
Chesapeake & Ohio Allegheny	6-7	Speeders & Trolleys	60-61
Virginian Allegheny	6-7	Smoking Caboose	62-63
C&O, Virginian and UP Freight Car Strings	8-9	NEW 2-Bay Die Cast Hoppers	64-67
FDNY Firefighter Train Set	10-11	4-Bay Die Cast Hoppers	68-69
FDNY Additional Freight Cars and Accessories	10-11	Modern Aluminium Hoppers	70-71
FDNY Chief's Collection	12-13	Modern Aluminium Tank Cars	72-73
LIRR "Greenport Scoot" Train Set	14-15	Historic Tank Cars with Die Cast Chassis	74-75
Preamble Express Train Set	14-15	Die Cast Gondolas, Ore and Ballast Hauling Cars	76-77
New York Central "Iron Horse" Steam Train Set	16-17	Coil and Skeleton Log Cars	78-79
Pennsylvania "Heavy Hauler" Steam Train	16-17	Die Cast Boxcars and Die Cast Reefers	80-81
Santa Fe "Steam Chief" Steam Train Set	16-17	Boxcars	82-83
Alaska Logging Train Set	18-19	Wood-Sided Reefers	84-85
Chesapeake & Ohio "Yardmaster" Train Set	18-19	Die Cast TTUX Front Runners and TTAX Spine Car S-PAC	86-87
Golden State Train Set	18-19	Die Cast DTTX and ISO Tanks	88-89
Kennecott Copper Mining Train Set	18-19	Flat Cars	90-91
Happy Holidays Trains	20-21	Die Cast Flat Cars & Auto Loaders	92-93
American Freedom Train Steam Train Set	22-23	Operating Camera Cars	94
American Freedom Train Display Cars and Crew Cars	24-25	Operating Dump Cars	95
Spirit of 76 RS-3 Diesel and Scale State Boxcars	26-27	Operating Double Searchlight Cars	96
The Girls Train Steam Train Set	28-29	50 State Quarter Cars	97
Kate Shelley Wood-Sided Reefer	28-29	Coca-Cola Trains and Accessories	98-103
US Army Train Set	30-31	Anheuser-Busch Trains and Accessories	104-109
Pennsylvania E-8 Diesels, 18" Bi-Level & 21" Passenger Cars	32-33	NYPD Trains and Accessories	110-111
PRR "The Torpedo Ltd World's Fair Edition" Steam Train Set	34	Red Cross Trains	111
PRR Mikado Steam Engine	35	Texaco Die Cast Vehicles and Gas Station	111
Southern Pacific "Daylight" GS-4 and 15" Heavyweights	36-37	Ford and Heinz Trains	112-113
Amtrak 18" Superliners	38	Good Humor Pedal Cars	112
North Carolina DOT "Piedmont" FS9PHI and 18" Passenger Cars	39	Happy Birthday and Special Addition Musical Event Cars	114
Milwaukee Road "Hiawatha" Train Set	40-41	Seaboard Diesels and Assorted Classic Freight Cars	115
Union Pacific "City of Los Angeles"	42	Train 19 Classic Freight Cars	116-117
Pennsylvania & Rio Grande PA-1 Alco Diesels	43	Operating Diner and Operating Colonial House	118
California Zephyr Train Set	44-45	Operating Conrail Paint Shop and Operating Factory	119
Santa Fe "Blackbonnet" F-3 Diesels & Scale Freight Cars	46-47	Fisherman on Trestle and Caboose Yard Office	120
Santa Fe "Midnight Chief" 18" Passenger Cars	46-47	Statue of Liberty, Operating Towers, Graduated & Elevated Trestles, Tunnel Portals	121
Santa Fe "Warbonnet" F-3 Diesels & Scale Freight Cars	48-49	SuperSnap Track	122-123
Santa Fe "Super Chief" 18" & 21" Passenger Cars and 18" Bi-Level Cars	48-49	G Scale Speeders and G Scale Wood-Sided Reefers	124-125
Canadian Pacific "The Canadian" Train Set	50-51	K-LINE Cruisers Die Cast Vehicles	126-129
Chicago & North Western "The 400" F-7 & E-8 Diesels, 15" & 21" Passenger Cars and 21" Bi-Level Cars	52-53	Books, Transformers & Trucks	130
		K-LINE Collector's Club	131

Celebrate K-LINE's 28th Anniversary with Scale Hudson for \$499.95

In 1974 MDK, the manufacturer of K-LINE Electric Trains was founded to provide value to model railroaders. Product offerings grew as manufacturing of high quality trains, tracks and accessories began.


As a company founded on the principles of quality and value, we are proud to offer our best value yet to celebrate our 28th Anniversary. This SCALE Hudson and Tender feature quality die cast metal construction and all the details you have come to expect from K-LINE locomotives. So all model railroaders can take advantage of this great value, the engine has been specially designed to operate on 31-inch curves. This locomotive and tender are available in Command and Conventional modes.

Make sure to order the matching cars that make this Anniversary set complete. These 18-inch Heavyweights feature a newly designed swinging step to allow clearance on 31-inch curves.

Help us celebrate the past as we look toward the future.

K3776-5343B NYC Scale Hudson and Tender w/ Lionel Signal Sounds **\$499.95**

K2079-5343B NYC Scale Hudson and Tender w/ Lionel Railroads, TMCC & Electrocoupler **\$125.00 ADDITIONAL**



Runs on O-31

Engine and Tender Approx. 24 Inches Long

Engine and Tender are representative samples. Details may change in production.

K-6675B NYC 18" Heavyweight Passenger Car ~~\$499~~ **\$349.95**



84270-42400 NYC Scale Hudson & Tender w/Whistle \$499.95

NEW!



84270-17943 NYC Smoking Wood-Sided Caboose \$64.95

Features:

- Die Cast Boiler and Tender Body
- Die Cast Metal Chassis
- Flywheel Equipped Motor
- Pulling Smoke Synchronized to Wheels
- Metal Wheels and Axles
- Die Cast Tender Trucks
- Engineer and Firemen Figures
- Operating Fire Box Glow
- Separate Metal Headlights
- Decorative Gold Photo-Etch and Whistle
- Operating Marker Lights
- Lighted Cab Interior
- Operating Tender Back-up Light
- Solid Brass Builder's Plates
- Interchangeable Scale and O Gauge Front Coupler for Double Heading

Command Version Also Features:

- TrainMaster Command Control
- Lionel Rail Sounds including Green Talk and Tower Com
- Constant Voltage Headlight
- Electrocoupler on Rear of Tender
- Pulling Smoke Synchronized to Sounds and Wheels

Conventional Version Features:

- Lionel Signal Sounds with Whistle and Bell

Car Steps Swing on 31" Curve



Articulated Allegheny for Only \$399.95

K LINE continues the Titan Series with these die cast Allegheny steamers. This series of engines features Korean built locos with loads of details that have been proportionally scaled to run on O-31 curves. These are large engines designed for the railroader with traditional sized layouts.

The Allegheny is available in two roadframes, Chesapeake & Ohio and Virginian. Both are offered in a conventional version with whistle and bell for \$399.95 and in a command version for \$125 more. The command version features TrainMaster Command Control, Lionel RailSounds with Crew Talk and TowerCom and an Electrocoupler on the rear of the tender.

K3715-1603W C&O Allegheny #1603 w/Whistle, Bell & Smoke **\$399.95**

K3715-1601S C&O Allegheny #1601 w/Lionel RailSounds, TMCC, Smoke & Electrocoupler for **\$125.00 ADDITIONAL**



In the early 1940s, the Chesapeake & Ohio needed new power on its Allegheny Division to move coal trains over the 2,072 foot summit of an Allegheny mountain. Lima Locomotive Works designed a six-coupled, single expansion articulated with 67" diameter drivers for 13000, a 9' x 45" firebox with a very large boiler for steaming and 778,000 pounds of locomotive weight. The C&O placed an order for ten of these 2-6-6-6 locomotives and Lima delivered them in December, 1941. The C&O selected the name Allegheny for the mountain range where this new locomotive would do its work. C&O eventually purchased another 50 of these workhorse engines. The Virginian was the only other railroad to have bought the 2-6-6-6s. It took delivery of eight of them in 1945 and used them for hauling coal trains well into the 1950s. On the Virginian these Lima built copies of the C&O "Allegheny" were called "Blue Rider" type locomotives.



K3799-0903W Virginian Allegheny #903 w/Whistle, Bell & Smoke \$399.95

K3799-0900S Virginian Allegheny #900 w/Lionel RailSounds, TMCC, Smoke & Electrocoupler for \$125.00 ADDITIONAL



Features:

- Die Cast Boiler and Tender Body
- Die Cast Metal Chassis
- Two Flywheel-Equipped Motors
- Fan Driven Smoke Unit
- Metal Wheels and Axles
- Die Cast Tender Trucks
- Engineer and Fireman Figures
- Operating Fire Box Glow
- Separate Metal Handrails
- Decorative Gold Plated Bell and Whistle


- Operating Marker Lights
- Operating Tender Back-up Light
- Solid Brass Builder's Plates

Command Version Also Features:

- TrainMaster Command Control
- Lionel RailSounds including CrewTalk and TowerCam
- Constant Voltage Headlight
- Electrocoupler on Rear of Tender

Conventional Version Features:

- Digital Whistle and Bell



Engine and Tender
Approx. 27 Inches Long



K875-1251 C&O Smoking Wood-Sided Caboose \$64.95



K618-4461 Virginian Smoking Wood-Sided Caboose \$64.95

Steam Locomotives Pull Long Trains

The K-LINE Titan Series Steam Locomotives were modeled after heavy duty engines designed to haul long trains over long distances or steep grades.

These 6-PACs of cars are perfect to ride behind the UP Big Boy, C&O Allegheny and the Virginian Allegheny. Union Pacific's Pacific Fruit Express transported fresh California fruit to the rest of the country in a timely fashion while it was still ripe.

The C&O and Virginian moved tons of coal to power the post-war expansion of this country. These hoppers replicate the cars used for that purpose.

12 Different Numbered Reefers
6 Different Numbered Hoppers

12 Different Numbers
Available for Union Pacific


Cars Feature:

- Die Cast Trucks
- Metal Operating Couplers
- 6 Different Numbers

K642-2112A Union Pacific Wood-Sided Reefer 6-PAC \$109.95

Also Available:

K642-2113A Union Pacific Wood-Sided Reefer 6-PAC \$109.95




K622-1251A C&O Ribbed Hopper 6-PAC \$99.95




K622-4461A Virginian Ribbed Hopper 6-PAC \$99.95





FDNY FIREFIGHTER'S TRAINS™

The firefighters of the FDNY are our heroes and they inspire us all. K-LINE salutes the courage and bravery of the FDNY with the introduction of the FDNY Model Electric Trains and Accessories.



K-1224 FDNY Firefighter Set \$259.95

Train Set Includes:

- MP-15 Diesel Engine w/ flashing light
- Firefighter Tank Car w/ firefighter on accordion ladder
- Search and Rescue Unit flat car with boat, hoist, searchlight
- Communications Unit flat car with rotating radar unit, 2 die cast vehicles
- Searchlight Unit flat car w/ rotating searchlight, firefighter on aerial extension ladder
- 31" x 61" SuperSnap Oval Layout
- Terminal Track for easy hook-up
- AC Transformer and Sound Controller
- Figures and Accessories



10

www.k-line-trains.com

K-42313 O Scale Fire
Figures (9) **\$11.95**



A significant portion of the proceeds from the sale of this FIRE ZONE product benefits the FDNY Fire Safety Education Fund. The Fund supports FDNY public education and outreach programs.

© 2002 FDNY Fire Safety Education Fund, Inc. All Rights Reserved.

Illuminated Spotlight




Removable Trucks




Rotating Radar Dish

Rotating Spotlight



Aerial Extension Ladder



K691-8021 FDNY Flat Car with Tow Truck & Van **\$44.95**



K691-8022 FDNY Flat Car with SUV & Pick-up **\$44.95**



K-94901 FDNY Train Accessory 4-PAC **\$22.95**

Also Available:

- K-94529** FDNY Fire Truck Pedal Car Train Accessory **\$5.95**
- K-94530** FDNY Chief's Pedal Car Train Accessory **\$5.95**



K661-6101 FDNY Flat Car w/2 Pedal Cars **\$39.95**



FDNYTM

CHIEF'S COLLECTION

This top-of-the-line collection features exciting product for the most discriminating collector.



K2426-0001 FDNY RS-3 Diesel w/Lionel RailSounds, TMCC, Smoke & Electrocouplers \$399.95

See page 56 for complete RS-3 Diesel Features



Smoking

Electrocoupler



K632-6101 FDNY Firefighter Tank Car \$39.95

Die Cast Metal Chassis • Rotating Figures • Stamped Metal Platform • Metal Detailing • Operating Couplers



A significant portion of the proceeds from the sale of this FIRE ZONE product benefits the FDNY Fire Safety Education Fund. The Fund supports FDNY public education and outreach programs.

When in New York City, please visit the FIRE ZONE Learning Center and Store 34 W. 51st Street in Rockefeller Center. www.fdnymfirezone.org

The FDNY name and logos are the exclusive property of the Fire Department of the City of New York being used under license and may not be reproduced or copied without its express written permission.

© 2002 FDNY Fire Safety Education Fund, Inc. All Rights Reserved.



K652-6101 FDNY Crane in Die Cast Gondola \$59.95

Operating Boom & Hook • Rotating Crane • Die Cast Metal Gondola • Operating Couplers



New Tooling

K767-6101 FDNY Smoking Battalion Car \$49.95

Operating Smoke Unit • New Tooling • Opening Doors • Metal Detailing • Operating Couplers

Smoking



K617-6101 FDNY Smoking Off-Center Cupola Caboose \$64.95

Operating Smoke Unit • Opening Doors • Metal Detailing • Operating Couplers

The Greenport Scoot Returns

The popular Long Island Rail Road Greenport Scoot Train Set is back on the rails with a new selection of cars. This complete train set is ideal for fans of the nation's largest passenger-carrying railroad, and beginning railroaders.

The Greenport Scoot is a push-pull train in which an MP-15 diesel pulls the train in one direction and, without turning around, pushes the train in the other direction. At the opposite end of the train, a non-powered Alco FA houses the generator for the lights and climate control in the passenger cars.

The coaches and parlor cars are popular with city dwellers who travel to Long Island's beaches during the summer. The LIRR actually has a unique method to accommodate the weekday work commuters and the more numerous weekend recreation travelers. The seats in the parlor cars are movable and are positioned differently for weekend and weekday travel. During the work week the seats are turned with their backs to the windows, which allows easy conversation across the aisle. On the weekend more seats are added to accommodate additional riders, and all seats face forward.

E-1218 Long Island Rail Road "Greenport Scoot" **\$269.95**

Train Set Includes:

- MP-15 Diesel, powered
- Alco FA, dummy w/horn
- Amagasset Parlor Car
- Coach #2846
- Coach #2847
- 31" x 51" SuperSnap Oval Layout
- Terminal Track
- AC Transformer
- Horn Controller
- Hook-up Wires



K-4539B Long Island 2-PAC **\$84.95**



Coach #2848

As the Bicentennial was approaching and plans were being developed for the American Freedom Train, a smaller train, the Preamble Express, set out on a cross-country journey. In 1974, the Preamble Express allowed the organizers of the American Freedom train to preview the route the longer train would take.

This five-unit train features a heavy Alco Diesel with a horn and four patriotic passenger cars. This set includes an oval of K-LINE's exclusive SuperSnap track, a revolutionary, snap-together track system that is compati-




Observation Features
Inspection Train-style
Theater End
Plays "God Bless America"

Preamble Express Includes:

- Alco Diesel w/horn
- "Washington" Diner
- "Jefferson" Coach
- "Lincoln" Coach
- "Kennedy" Observation
- 31" x 51" SuperSnap Layout
- Terminal Track
- AC Transformer
- Horn Controller
- Hook-up Wires

Horn

K-1212 Preamble Express Diesel Passenger w/horn, music \$299.95



Coach #2849

Hardworking Steam Trains

Do you remember your first train set? Sets have shown that all model railroaders do. The sets on these, and the following pages, are ideal to introduce a new engineer into the hobby. And you know they will always remember it. These sets feature a sturdy locomotive and a whole load of freight cars with die cast wheels and operating couplers.

Each set includes an oval of K-LINE exclusive SuperSnap track, a revolutionary, snap-together track system that is compatible with all O Gauge tubular track. The AC transformer provides plenty of power for operation. A whistle controller is included with steam sets. Every part of this set has been designed to simplify set-up and get the new railroaders running their trains. The easy hook-up wires and a surge protector built into the track are two such features. Compare the value of these sets to those from other companies.

There is no comparison.


K-1115 PRR "Heavy Hauler" Steam Freight w/ Lionel RailSounds, smoke, headlight \$279.95



PRR "Heavy Hauler" Freight Steam Set Includes:

- Die Cast Steam Engine with Operating Smoke Unit
- Tender with Lionel RailSounds
- Boxcar with Opening Doors
- Flat Car with Logs

- Illuminated CLASSIC Caboose
- Whistle Controller
- 31" x 41" SuperSnap™ Layout
- Terminal Track
- AC transformer
- Hook-up Wires



Die Cast Loco w/6 Wheel Drivers

Whistle

K-1137 NYC "Iron Horse" Steam Freight w/ air whistle, smoke, headlight \$209.95

NYC Freight Steam Set Includes:

- Die Cast Steam Engine with Operating Smoke Unit
- Tender with Air Whistle
- Boxcar with Opening Doors
- Tank Car
- Illuminated CLASSIC Caboose
- Whistle Controller
- 31" x 41" SuperSnap™ Layout
- Terminal Track
- AC Transformer
- Hook-up Wires





Lighted Caboose

Steam Engine Features:

- Die Cast Metal Body
- Open-Scotched Die Cast Pilot
- Operating Smoke Unit & Headlight
- Illuminated Marker Lights & Number Board
- Separate Brass Bell, Whistle & Valve Detail
- Separate Metal Hornrails & Grab Rails
- Metal Drive Rods
- Metal Chassis
- 3 Position Electronic Reversing Unit
- Worm Gear Drive

Tender Features:

- Die Cast Tracks
- Prototypical River Detail
- RailSounds™ Digital Sound or Air Whistle

R-3116 SF "Steam Chief" Passenger
w/Lionel RailSounds™, smoke, headlight \$359.95



SF "Steam Chief" Includes:

- Die Cast Steam Engine with Operating Smoke Unit
- Tender with Lionel RailSounds™
- 3 Passenger Cars
- 21" x 41" SuperSnap™ Layout
- Terminal Track
- AC Transformer
- Whistle Controller
- Hook-up Wire

Freight from Coast to Coast and Beyond

Lighted Searchlight



All Cars Feature:

- Die Cast Trucks & Wheels
- Operating Metal Couplers
- Needle Point Axles

K-1211 Alaska Logging Diesel Freight w/horn \$269.95

Alaska Freight Set Includes:

- MP-15 Diesel w/horn
- 4 Die Cast Log Cars w/logs
- Operating Searchlight Work Caboose
- 31" x 51" SuperSnap Layout
- Terminal Track
- AC Transformer
- Horn Controller
- Hook-up Wires

K-1118 C&O "Yardmaster" Diesel Freight w/ horn, headlight \$189.95



Horn

C&O "Yardmaster" Diesel Freight Set Includes:

- MP-15 Engine with Horn
- 3 Freight Cars
- Illuminated Caboose
- 31" x 41" SuperSnap Layout
- Terminal Track
- AC Transformer
- Horn Controller
- Hook-up Wires





Horn

All Die Cast
Log Cars

K-1208 Golden State Diesel Passenger w/horn \$209.95



Golden State Diesel Passenger Set Includes:

- Alco Diesel w/horn
- "Imparal Torero" Pullman
- "Golden Driven" Observation
- US Mail Railway Post Office
- 31" x 41" SuperSnap Layout
- Terminal Track
- AC Transformer
- Horn Controller
- Hook-up Wires

K-1210 Handcar Mining Set \$99.95

Handcar Mining Set Includes:

- Operating Handcar
- 4 Ore Cars with loads
- 3 Trailers with supplies
- 31" x 51" SuperSnap Layout
- Terminal Track
- AC Transformer
- Hook-up Wires



Horn

Operating
Handcar

Celebrate the Holidays with Trains

Special Holiday Delivery

This operating dump car has been dispatched on an emergency holiday delivery and can unload its festive cargo anywhere on the layout. Warm the hearts of your holiday guests with this fun-filled car. The candy cane simulated load dumps using a K-LINE Remote Controller (K-712RC).



K713-7401 Kandy Kane Operating Dump Car \$54.95



K2628-05 Santa Claus Speeder \$49.95



Blinking Red Nose on Roof

See Trolley Features on page 61

K2627-01
Jolly Holly Trolley
\$59.95



www.k-line-trains.com

Dump Car Features:

- Remote Control Operated
- Lift-Up Platform
- Fold-Down Stakes
- Wooden Candy Cane Load

Boxcar Features:

- 10.25" Long
- Metal Chassis
- Underside Chassis Detail
- 4 Separate Metal Grab Rails
- Separate Metal Brakewheel
- Sliding Doors
- Metal Door Runners



K641-7411 K-LINE Christmas Boxcar \$29.95



K641-8015 Happy Hanukkah CLASSIC Boxcar \$29.95



K691-7402 Christmas Flat Car w/Santa & 9 Reindeer \$49.95

K-1114 Santa's Workshop Musical Steam Freight Set w/ whistle, smoke & headlight \$209.95

Steam Set Includes:

- Die Cast Steam Engine with Operating Smoke Unit
- Tender with Air Whistle
- 2 Colorful Freight Cars
- Musical Boxcar

- Caboose w/ Elf
- 31" x 41" SuperSnap Layout
- Terminal track
- AC Transformer
- Whistle Controller
- Hook-up Wires

See page 17 for Steam Engine Features



This is no better way to complete your holiday decorations than with a Christmas train. This train features a die cast, smoking locomotive, whistling tender and color rolling stock. Pass around steaming mugs of cocoa and gather the family round the train to sing along with the musical boxcar. At the push of a button, the boxcar in this set plays 10 of your favorite Christmas songs. A tank car, hopper and caboose complete the consist of this train. One of Santa's elves is hitching a ride on the back of the caboose. He is sure to delight the kids.

Ready to run and fully assembled, this complete set includes an oval of K-LINE's exclusive SuperSnap track, AC transformer, whistle controller, easy hook-up wires and a surge protector built into the track. No other set will provide this much holiday cheer and holiday fun.

Elf Rides on Caboose



Fa-La-La-La-La

This musical boxcar plays 10 of your favorite Christmas songs at the push of a button. This fully-functional O Gauge car comes with a base for display, or can run on a holiday layout.



SUPERSNAP

K641-74095 K-LINE Musical Holiday Boxcar w/Base \$44.95

American Freedom Train

The United States was celebrating its 200th Birthday the last time the American Freedom Train rolled down the rails. The Freedom Train traveled 25,833 miles, through all 48 contiguous states, over 21 months and more than 7 million visitors viewed its 512 artifacts that represented the heritage of this great land of ours. With the cooperation of Museum of the American Freedom Trains, K-LINE's highly detailed and accurate model of the Freedom Train arrives at a time when Americans are proud to display their patriotism and love of country.

While the American Freedom Train ran with a consist of 26 cars and one of three different steam engines, K-LINE's consist of 5 prototypical Aluminum passenger cars, is pulled by the red, white and blue GS-4 Steam Engine and Tender. In keeping with the spirit of America where everyone can have the opportunity to operate this patriotic beauty, the nearly scale engine and 18-inch scale passenger cars have been designed to run on 31-inch curves.

The set features the two showcase cars (#40 and #41), two display cars (#101 "The Beginning" and #110 "Conflict and Resolution"), featuring illuminated portraits and displays, and the observation car with accurate detailing and a gold-colored railing. Purchase the complete set, just the engine and tender, or the five cars in the set. The eight other display cars are sold separately, while four crew cars are sold in a 4-PAC.

All New Passenger Car Tooling Based on the
REAL American Freedom Train



The two K-LINE showcase cars feature large windows and resin cast models of the original six display pieces. These include: the B&O "The Arabian" locomotive, the Friendship Pumper Fire Truck, a 1904 Oldsmobile Scout, the Lunar Rover and the Freedom Bell. Also included is a route map of the Freedom Train, just like the real train displayed.

All cars in the K-LINE American Freedom Train feature a prototypical body design and paint scheme. The display cars also feature prototypically correct, off-center end doors to accommodate the conveyor belt that moved 7 million visitors through the ten display cars.


The GS-4 steam engine and tender utilize the industry standard sound and control systems, Lionel RailSounds and TrainMaster Command Control, for smooth and reliable operation. The engine smokes and has an operating headlight and MARS light.

With patriotism running high, there is no better way to show pride in America than with this model of the American Freedom Train.

Scale 72 Foot Cars
Operate on 0-31 Curves

Also Available
K-4601A American Freedom Train
Passenger 5-PAC **\$599.95** Includes 5
Passenger Cars from Train Set





K3601-4449 American Freedom Train GS-4 & Tender \$569.95



K-1122 American Freedom Train Passenger Set \$1095.95

Set includes: GS-4 Steam Engine & Tender • Showcase Car #40 w/Steam Locomotive, Fire Pumper Truck, Oldsmobile
 • Showcase Car #41 w/Lunar Rover, AFT Route Map, Freedom Bell • Display Car #110, "Conflict & Resolution," 1956-1966
 & 1966-1976 • Display Car #101, "The Beginning," 1776-1786 & 1786-1796 • Observation Car #205





American Freedom Train Display Cars

AFT Museum

The Museum of America's Freedom Trains is dedicated to the preservation of the memory of the 1947-1949 Freedom Train and the 1975-1976 American Freedom Train.

Began in 1998 by a group of volunteers in Southern California, the Museum is a project of The Friends of STEAM and is a nonprofit 501(c)3 organization currently working to create a permanent presence in two converted baggage cars — one formerly a part of the American Freedom Train! The cars will house the Museum's collection of artifacts and will eventually be open to the public. To join the Museum and help its efforts to preserve the memory of these two famous trains, send check or money order (\$25 for individuals, \$35 for families) to:

The Museum of America's Freedom Trains, P.O. Box 2211 Laguna Hills, CA 92654-2211.

To learn more about the Museum, please visit them on the web at www.freedomtrain.org.

The heart of the American Freedom Train was the 10 display cars. These cars contained the collected artifacts of American history and featured a moving walkway through the interiors of the cars to transport the 7 million past the exhibits. The inside displays were arranged by subject matter, for example Exploration and Expansion, Sports and Fine Arts. The exterior displays were based on 10 year periods of American History. The conveyor side of each car had two panels of two-dimensional artwork while the other side had shadow boxes containing three-dimensional artwork and artifacts from that time period. The exterior of the train was designed so that people could watch the train go by and still experience the spectacle and history of the American Freedom Train.


All Display Cars Available:

- Display Car #102, "Exploration and Expansion", 1796-1806 & 1806-1816
- Display Car #103, "Growth of the Nation", 1816-1826 & 1826-1836
- Display Car #104, "Origins", 1836-1846 & 1846-1856
- Display Car #105, "Innovations", 1856-1866 & 1866-1876
- Display Car #106, "Human Resources", 1876-1886 & 1886-1896
- Display Car #107, "Sports", 1896-1906 & 1906-1916
- Display Car #108, "Performing Arts", 1916-1926 & 1926-1936
- Display Car #109, "Fine Arts", 1936-1946 & 1946-1956



Individual Display Cars **\$114.95**

Four New Panel Displays Created Exclusively for this K-LINE Car.
\$5 goes to Museum of American Freedom Trains from sale of this car.





American Freedom Train Crew Cars

Most people are familiar with the public part of the train, however, nearly half the train was dedicated to operations, including these four crew cars. Car #201, originally from the Southern Pacific, was a sleeping car for the few members of the crew that traveled on the train. The rest of the crew traveled by bus or private autos. Car #202 was a combo/dining car, affectionately known as "The Pie Car." This converted combine had a cooking area in one part and an eating area in the other part. Cars #203 and #204, both converted coaches, were used for crew relaxation. #203 was a lounge car and #204 was a parlor car. Cars #202-205 (three crew cars plus the observation) were originally part of the Preamble Express, which scouted the AFT route in 1974.

K-4601B AFT Crew Car 4-PAC \$449.95



AFT Crew Sleeping Car #201

11th Display Car Updates Train

The panels and shadowboxes that graced the sides of the American Freedom Train's ten display cars each showcased a decade of America's history. K-LINE, in association with The Museum of America's Freedom Trains, is proud to announce a very special 11th display car with panels and shadowboxes illustrating two more decades of American life. Each contains images from our heritage in politics, technology, innovation, art, culture and history. And often the line is blurred between them.

The panel for the decade 1776-1986 depicts the logo of the American Revolution Bicentennial Administration, President Jimmy Carter flanked by Israel's Menachem Begin and Egypt's Anwar and President Ronald Reagan. The panel for the decade 1986-1996 depicts Bill Clinton (the original 40 panels depict vir-

tually every president since FDR), the B-2 Stealth bomber, General H. Norman Schwarzkopf and troops salute President George H. W. Bush at the close of the 1991 Gulf War. The shadowbox for the decade 1976-1986 contains the Space Shuttle, the Viking I and the home computer. The shadowbox for the decade 1986-1996 contains The Statue of Liberty on the night of her 100th anniversary, July 4, 1986. Numbering the car "MAFT111" is both a nod to the Museum and a way of differentiating it from the original car #111; one of the two power cars on the AFT.

For each of these special 11th display cars sold, K-LINE will donate \$5 to The Museum of America's Freedom Trains (www.freedomtrain.org) to help support their efforts to keep the heritage of America's two Freedom Trains alive.



AFT Crew "Pie Car" #202



AFT Crew Lounge Car #203



AFT Crew Parlor Car #204

AFT Videos

Accuen Media presents *The American Freedom Train: The Year in Pictures 1975 and 1976*, a two-part VHS video documentary covering the entire Bicentennial journey of the American Freedom Train, plus a look inside the train through dozens of never-before-seen photographs. Each part is one hour long, color, and fully narrated with the story of this amazing Bicentennial event! Together they contain over 1000 images from two dozen photographers. Each part is just \$14.95 (plus \$5 shipping for one or both). To order, send check or money order to:

Accuen Media, 5319 University Dr.
#110, Irvine, CA 92612 or pay by
credit card on-line at
www.accuen.com



ACCUEN MEDIA

Ride the Spirit of '76™

The Spirit of '76 train commemorates the founding of our country in 1776. The 13 Colonies took a stand, banded together and formed our great nation. While each state is part of the whole, pride in one's state also runs deep. Each state is represented on a highly detailed, scale boxcar. The notable features on each car include a state map, a state flag and the signatures on the Declaration of Independence of the state delegation. These scale cars feature die cast trucks and load of separate details for superb operation and display. The State Boxcars will be sold in 3-PACs and will be released in the order that the states joined the Union. The exception is New York, which will be sold separately. Look for the first cars in this patriotic series this spring.

A matching RS-3 Diesel and Caboose are available to pull the Spirit of '76 train. The red, white and blue paint schemes of these units will inspire flag waving at every station. The engine features Lionel RailSounds™, TrainMaster™ Command Control and Electrocouplers for realistic and simple operation. A conventional version of the locomotive with a horn is also available.



K2401-1776S Spirit of '76 RS-3 w/Lionel RailSounds™, TMC®, Smoke & Electrocouplers \$379.95

Declaration of Independence Signatures of Each State Delegation Printed on Boxcar Door



26

www.k-line-trains.com



K761-7611 New York State Boxcar \$34.95

RS-3 Diesel Features:

- Dual Vertical Motors with Brass Flywheels
- TrainMaster™ Command Control
- Lionel RailSounds™ Digital Sound
- Operating Smoke Unit with On-Off Switch
- 6-Wheel Drive with Quadra-Grip™ Traction
- Die Cast Trucks, Fuel Tank, Pilot & Wheels
- Operating Die Cast Metal Couplers
- Illuminated Number Boards
- Etched Brass Screens on Road
- Adjustable Side Louvers
- Freely Rotating Intake Fan
- Separable Steel Grab Rails, Handrails & Platform Railings
- Fully-Sprung Operating Cab Doors
- 2 Engineer Figures
- Metal Chassis
- Dimensions: 14" L x 2.5" W x 3.875" H



K612-7600 Spirit of '76 Bay Window Caboose \$39.95



K761-7601A Spirit of '76 3-PAC #1 \$99.95

Delaware State Boxcar • Pennsylvania State Boxcar • New Jersey State Boxcar

K761-7604A Spirit of '76 3-PAC #2 \$99.95



Georgia State Boxcar



Connecticut State Boxcar

K761-7607A Spirit of '76 3-PAC #3 \$99.95



Maryland State Boxcar



Massachusetts State Boxcar

Declaration of Independence
Signatures of Each State Delegation
Printed on Boxcar Door



South Carolina State Boxcar

K761-7610A Spirit of '76 3-PAC #4 \$99.95



Virginia State Boxcar



New Hampshire State Boxcar



North Carolina State Boxcar



Rhode Island State Boxcar

Relive the Spirit of '76!

The Girl's Train™

7 UNIT FREIGHT SET

The original concept for the Girl's Train™ began with a train featuring "fashion-right" colors in the 1950s. A train decorated in pastel colors for girls was thought to be a winning combination, but no version of this set has ever truly included all the features that would appeal to female railroaders of all ages. (UNTIL NOW!)

This fabulous set features the familiar pink steam and tender and colorful collection of freight cars made famous by the original set, but K-LINE'S additions make this train special. Four, pre-assembled buildings create the village of Rainbow Junction inside the 31" x 71" SuperSnap® Track Layout. These colorful structures feature music at the push of a button. An assortment of painted figures and accessories, die cast autos, billboards, telephone poles,

railroad yard signs and illuminated streetlights provide the details needed to complete the village. No train is complete without sound and this set has two options. The fully-loaded version features the industry standard, Lionel RailSounds full digital sound system. No additional hardware is needed for this conventional mode sound that includes whistle, bell, rumping sounds, squealing brakes, and communication between the crew and the control tower. A traditional air whistle is also available.

The Girl's Train Includes:

- Pennsylvania Steam Engine, smoking
- Penny Tender, RailSounds or whistle
- KATY Classic Boxcar
- New York Central Classic Boxcar
- Laksh Valley Classic Hopper w/cover
- NYC Classic Gondola w/trailer
- PRR Classic NSC Caboose, illuminated
- 31" x 71" SuperSnap® Oval Layout
- Terminal Truck
- AC Transformer & Whistle Controller
- 4 Assembled, Musical Buildings
- 5 Illuminated Street Lights
- 10 Telephone Poles
- 12 RR Yard Signs
- 5 Billboards
- 4 Die Cast Autos

Available Separately:



K641-1732 KATY Boxcar \$35.95



K661-1051 SF Flat Car w/'58 Buick & '55 Cadillac \$35.95

"SUGAR, SPICE and EVERYTHING NICE"


K-11235 The Girl's Train Set w/RailSounds \$549.95

K-1123W The Girl's Train Set w/air whistle \$449.95

The Girl's Train™

7 UNIT FREIGHT SET





K641-2175 Western Pacific Boxcar \$35.95



K622-1651 Lehigh Valley Hopper \$35.95

**Set Includes Everything Shown!
The Way A Girl's Train
Should Be!**



The Girl They Stopped the Trains For

NEW!



K762-8033 Kate Shelley Wood-Styled Reefer \$44.95

July 6 1881 was a rainy night and Honey Creek, west of Moingona, Iowa, was rising quickly and overflowing its banks. The raging waters were smacking against the timbers of the railroad trestle, sweeping some of them away, leaving the bridge in a dangerous condition. Chicago & North Western's Freight Train No. 11 crossed the crippled trestle at this time. Not able to withstand the weight of the train, the trestle gave way, sending Engine No. 11 and its occupants, plunging into Honey Creek.

Kate Shelley, a young girl of 15, lived on a farm nearby, and heard the crash. Knowing the railroad's schedule, Kate immediately knew what this crash was and ran out into the stormy night to see what help she could provide. Kate reached the site of the wreckage, observed the damage and spoke with some of the victims. She also came to the grim realization that the Atlantic Express passenger train, would soon be due on this same route.

Kate Shelley precariously made her way, carefully crawling across a 696 foot bridge which spanned across the neighboring Des Moines River to reach the Depot at Moingona. Here she was able to report the first accident and confirm that the Atlantic Express would not be taking that ill-fated route.

In 1899, Ms. Shelley provided assistance a yet another train accident and in 1903 became an agent at the Moingona station for the C&NW. In honor of Ms. Shelley's heroic actions, she was afforded the privilege of having the train stop at her home pick her up and drop her off. K-LINE honors this young heroine with this Railroad Legends Commemorative Reefer.

The Kate Shelley name and images are used under permission by the Shelley family. Photographs have been provided by the Boone County (Iowa) Historical Society. For more information about Kate Shelley's life, contact the Boone County Historical Society located at the Boone County Historical Center 602 Story Street Boone, Iowa 50036
Phone: (515) 432-1907 e-mail: ksho@open-comic.com or visit the Kate Shelley Railroad Museum located at 1198-232nd Street Moingona, IA 50036. Call (515) 432-1907 for hours of operation.

Information from: Meyers, Edward H., "The Girl they stopped the trains for," *Trains*, October 1957.

Be All You Can Be

The 27th Iron Rail Battalion is ready for action wherever they are needed. Just give them their rolling orders and they will arrive at their destination on time. This US Army Set is loaded with removable pieces for all the military might needed for the next enemy engagement.



The MP-15 Diesel is the point engine in the battalion and has the brawn and the brains to lead. It features a 3 position reversing unit, die cast trucks, metal chassis, operating couplers and a horn. Three Flat Cars carry a transport truck, army jeep and helicopter. These all metal vehicles are perfect for trackside troop movements and other military maneuvers. The other cars in the battalion provide their own action as the train moves down the track. Both the radar dish and the searchlight rotate as they scan the skies for unfriendlies. Bringing up the rear is the work caboose with an anti-aircraft gun to provide cover for the troops.

For added realism, push a button to hear battle sounds. The set also includes 18 soldiers, a large oval of track, transformer and horn controller. The Army needs new soldiers and this set provides great preparation for basic "training."



K691-8023 US Army Flat Car w/3 Die Cast Jeep Willys \$44.95



Rotating Searchlight

Rotating Radar Dish



K-1127 US Army Train Set \$259.95

US Army Train Set Includes:

- MP-15 Diesel w/Horn
- Flat Car w/Helicopter
- Flat Car w/Jeep
- Flat Car w/Troop Transport Truck
- Operating Searchlight Car
- Operating Radar Car
- Work Caboose w/Anti-Aircraft Gun
- 18 Soldiers
- 31" x 61" SuperSmp Layout
- Terminal Track
- AC Transformer
- Horn Controller
- Hook up Wires

Also Available:

- K-94431** US Army Die Cast Jeep Willy \$4.95



18 Soldiers included in Set




Intelligence reports back that enemy forces are larger than you expected. Expand your troops with extra soldiers.

Also Available:
K-42312 25 Soldiers \$1.00



K632-8025 US Army Tank Car \$34.95



K662-8011 US Army Cannon Car \$34.95



K662-8012 US Army Flat Car w/missile \$34.95

Pennsylvania Railroad Blue Ribbon Service

While the Eastern Seaboard main lines from New York to Washington were electrified, the Pennsylvania used large road diesels, like the E-8s, to lead trains once they headed west. These locomotives are ideal for the Jeffersonian train on its New York to St. Louis run after it leaves our nation's capital. The engines feature the standard in model train control and sound technology, Lionel TrainMaster Command Control and RailSounds. Other operational features included air smoke and electrocouplers.

At the end of World War II, after the wartime restrictions were lifted, the PRR ordered new cars to equip the Jeffersonian, among other Blue Ribbon trains. These refurbished trains featured a Recreation Car that included new amenities including a game and reading room, a newsstand, theater and a fully-stocked playroom for children. No detail was overlooked in this post-war service. Advertising for the Jeffersonian listed air conditioning, fluorescent lighting and extra large modern washrooms.

K-4660N Pennsylvania "Jeffersonian" 21" 4-PAC \$499.95



Coach #4254



Dining #4609



Huron Rapids Sleeper



Observation #1130

K-2880Z Pennsylvania E-8 AA Diesels with Lionel RailSounds, TMCC Smoke & Electrocouplers \$579.95

Also Available: **K2880-0001**

Pennsylvania E-8 B Diesel \$149.95



See page S4
for E-8 Engine
Features.

Also Available:

K-4680P Pennsylvania "Jeffersonian" 21" 2-PAC \$249.95

Baggage #4784 • Corridor #6719

K-4680Q Pennsylvania "Jeffersonian" 21" 2-PAC \$249.95

Coach #4340 • Recreation Lounge #7307




K-4680L Pennsylvania 18" Bi-Level 4-PAC \$499.95

NEW!



Martin Cleland Bi-Level Coach



Samuel N. Merrick Bi-Level Sleeper



Raymond Loewy Bi-Level Diner



John J. McDonald Bi-Level Baggage

Also Available:
**K-4680M Pennsylvania 18"
Bi-Level 2-PAC \$249.95**

A. Baker Barnhart Bi-Level Parlor • A. J. Conant Bi-Level Coach

See page 38 for Bi-Level Passenger Car Features.

Runs on 31" Curves

No longer do PRR fans need to envy Santa Fe fans and their variety of bi-level cars. Many fans of the PRR know that the tunnel height of the railroad influenced the kinds of cars that ran on the rails. In the late 1930s and early 1940s, Pennsylvania experimented with double level dining cars, based on designs by noted industrial designer Raymond Loewy and the Budd Company. The cars were supposed to take advantage of the prefabricated, food, dehydrated and canned, that was becoming available. Neither the food experiments, nor the car experiments, was ever implemented.

These russet and gold, 18" aluminum cars are based on those original drawings of Loewy's double-deck dining cars. The cars are named for Presidents of the PRR and the inspiration for these cars, Raymond Loewy. They are designed to negotiate 31 inch curves, so they can run on any layout.



Seen at the '39 World's Fair

Pennsylvania is known for its fleet of 425 K4 locomotives, but one is more famous than all the rest. Thanks to Raymond Loewy and his shrouded design, K4 number 3768 is one of the most distinctive engines in the fleet. Painted in the Brunswick Green color it wore during the 1939 World's Fair and equipped with Lionel RailSounds, TrainMaster Command Control and an Electrocoupler on the tender, this Torpedo is the best yet.


With much ballyhoo the Pennsy Fleet of Modernism was inaugurated on June 15, 1938. As the name

implies, the PRR had outfitted the fleet to carry passengers into the future on the Broadway Limited, Spirit of St. Louis, The General and the Liberty Limited. These four trains consisted of brand new Pullman lightweight cars, as well as refurbished Heavyweight cars. All carried the Raymond Loewy-designed two-tone tuscan paint scheme with multiple gold stripes. This set includes five aluminum passenger cars painted in that classic scheme.

K-1204 PRR "The Torpedo Limited: World's Fair Edition" \$749.95
Die Cast Streamlined Torpedo & Tender w/Lionel RailSounds™, TMCC® and Electrocoupler

PRR World's Fair Edition includes:

- Die Cast Streamlined Torpedo & Tender w/Lionel RailSounds™, TMCC® and Electrocoupler
- "City of Cincinnati" Pullman
- RPO
- Diner #4420
- Combine #6708
- Skyline View Observation



Pennsylvania Fleet of Modernism



RPO



"City of Cincinnati" Pullman



"Skyline View" Observation



Combine



Diner

This engine and tender feature a tremendous number of scale level details, yet are designed to run on 31 inch curves.

Pennsylvania Freight Service

The 2-8-2 Mikado was an important part of the Pennsy's freight hauling capacity. They owned nearly 600 of the steam locomotive. In general purpose freight service, the ability to handle trains of 3000 to 5000 tons at good track speeds was accomplished with Mikados. It was a beautifully balanced design with the lead axle and the two front driving axles being equalized with the two rear driving axles and the trailing axles. The engine and tender are available with either Lionel RailSounds, TrainMaster Command Control and a rear Electrocoupler for superior operation, or Lionel SignalSounds for convention operation.

K3680-96285 PRR Mikado & Tender w/Lionel RailSounds & TMCC \$519.95

K3680-9628W w/Lionel SignalSounds \$419.95



K616-1891 Pennsylvania Smoking Wood-Sided Caboose \$64.95

The Daylight Can Now Grace Your Pike

Southern Pacific's service along the coastal route from San Francisco to Los Angeles improved greatly in 1937 when they took delivery of two sets of passenger cars and six streamlined GS-4 locomotives. Reproduced in prototypical detail, the stunning red, orange and black Southern Pacific livery adorns the engine and tender, extending down the sides of these 15 inch Heavyweight passenger cars, to create what was often called "The World's Most Beautiful Train."

The GS-4 was one of the largest and most powerful streamlined locomotives ever built, pulling as many as 20 cars along the graded terrain of the Daylight Route. The most distinctive features of this locomotive are replicated in the model version, including the curved steps leading up to an enclosed all-weather cab and operating MARS light above the headlight on the smokebox door. This K LINE engine also features an opening cab roof and pilot truck detail, unlike any other GS-4 model. This die cast behemoth operates on 31 inch curves and features the industry standard sound and control systems, Lionel RailSounds™ and TrainMaster Command Control.

K3688-4449 Southern Pacific Daylight GS-4 w/Lionel RailSounds™, TMCC, Smoke & Electrocouplers **\$569.95**



GS-4 Engine Features:

- Operating Smoke Unit
- Operating Headlight & MARS Light
- Opening Cab Roof Detail
- All Weather Cab with Opening Rear & Side Doors
- Pilot Truck Detail
- Die Cast Chassis
- Operating Marker Lights
- 2 Drive Wheels
- Box Plot Drivers
- Interior Cab Detail
- Illuminated Firebox
- Engineer Figure
- Separate Metal Handrails & Ladders
- Separate Metal Turbine Control
- Interchangeable Scale & O Gauge Coupler
- Brass Whistle Detail
- Prototypical Builder's Plate Detail
- Warm Gear Driven

Runs on 0-31 Track

Tender Features:

- Die Cast Body
- Operating Marker Lights
- Rear Directional Light
- 6 Wheel Die Cast Trucks
- Separate Metal Grab Rails
- Separate Die Cast Steps
- Separate Metal Ladders
- Separate Oil Pump Detail
- Separate Oil Vent Detail
- Tool Box Detail

Engine & Tender Features:

- Die Cast Construction
- TrainMaster™ Command Control
- Lionel RailSounds™
- Total Length 25" Long




K641-2031 Southern Pacific Express Service Boxcar **\$29.95**

The 15 inch Heavyweights and Express Service Boxcar are a perfect complement to the Daylight Shifter.


K-4888A Southern Pacific Daylight 15" Heavyweight 4-PAC \$199.95




Baggage #3200



Diner #10250



'D'Witt' Pullman



Observation #2952

Fresh milk was delivered from local dairies to central distribution points over the rails in passenger cars with two tanks inside. This car is based on a Southern Pacific milk car of this type.



K4888-6011A Southern Pacific Daylight Milk and Cream Car \$49.95

New

Heavyweight Passenger Car Features:

- Overhead Streamlight™ illumination
- Fully furnished interior with Passenger Tigs included
- Vestibules with Fully-Sprung Opening Doors
- Lighted Drumhead & Marker Lights (on selected items)
- Die Cast 6-Wheel Trucks
- Operating Die Cast Metal Couplers
- Prototypical Reproduction with Authentic Paint Schemes
- Diaphragms Included
- Separate Steel Grab Rails & Handrails
- Separate Metal Steps
- Metal Chassis with Undercarriage Detailing
- Foot Angle Wheels with Needle Point Axles

K-4888B Southern Pacific Daylight 15" Heavyweight 2-PAC \$99.95




Car #2912

'Loko Creek' Pullman

Amtrak 18" Superliners

These 18" Superliners are models of the Amtrak cars that run on long-haul routes west of Chicago. These cars offer car to car passage only on the upper level. A transition car provides both upper and lower level passage at opposite ends of the car, providing a transition between double- and single-level cars.

K-4603L Amtrak 18" Superliner 4-PAC \$559.95



Sleeper #32117



Coach #34102

8-Level Passenger Car Features:

- Extruded Aluminum Body
- Overhead Streamlighting Illumination
- Fully Finished Interior with Passenger Figures Included
- Operating End Lights (Trailing Car)
- Factory Installed Diagrams
- Separate Steel Grab Rails and Handrails
- Metal Chassis
- Prototypical Die Cast 4-Wheel Trucks
- Operating Die Cast Metal Couplers
- Fast Action Wheels with Needle Point Axles
- Prototypical 8-Level Reproductions with Authentic Paint Schemes
- G-42 Corvi Required



Coach #34125



Diner #38099



Detailed Interiors



Lower Level Door



Prototypical Compartments



K4600-11900 Amtrak 18" Transition Sleeper \$124.95



Cooling Vents

North Carolina DOT "Piedmont"



K403-1797 North Carolina DOT "City of Asheville" F59PHi w/Lionel RailSounds™, TMCC®, Smoke & Electrocouplers **\$379.95**

The North Carolina Department of Transportation sponsors two daily trains, which are operated by Amtrak. The Carolinian travels between Charlotte and New York City, while the Piedmont travels between Raleigh and Charlotte in approximately 3 hours. The Piedmont is led by an F59PHi decorated in the colors of North Carolina. The K-LINE Diesel features Lionel RailSounds™, TrainMaster Command Control, Electrocouplers and smoke for realistic and superior operation. The matching 18 inch aluminum cars are modeled after the ones that travel through the Tar Heel state. All originally owned by Amtrak, the North Carolina cars look similar to Amtrak cars, however, they carry the NC State flag. All cars include full interiors with figures and patented overhead Streamlighting.



F59PHi Locomotive Features:

- Dual Vertical Motors with Brass Flywheels
- TrainMaster™ Command Control
- Lionel RailSounds™ Digital Sound
- Phototypical Reversing Lighting Effects
- Operating Ditch Lights
- Operating Directional Headlight & Flashing Sidebe
- 4 Wheel Brakes with Quadra-Grip™ Traction
- Die Cast Trucks, Fuel Tank, Pilot & Wheels
- Operating Die Cast Metal Couplers
- Dimensions: 15.75"L x 2.5"W x 3.875"H

K-64030 North Carolina DOT "Piedmont" 18" 4-Car **\$459.95**



"Carolina Coach" #400261



"Pamlico Seater" Lounge Car # 400201



"Pisgah Forest" Seepage #400102



"Mount Mitchell" Full Dome Car # 400321

Milwaukee Road "Hiawatha"

The Milwaukee Road was a railroad known for its innovative passenger car designs and paint schemes. The 1935 introduction of the "Hiawatha" took the railroad world by storm. This brightly colored train was a high-speed, lightweight train designed in the same dimensions as conventional passenger cars. One of the most notable cars on the train was the skytop observation car. This unique car featuring 27 angular, flat windows consisting of 15 different shapes to form the Skytop area giving passenger spectacular views.

This "Hiawatha" Passenger Train features A-B-A E-7 Diesels with Lionel Railroads, TrainMaster Command Control and Electrocouplers and six 15-inch Aluminum Passenger Cars. The engines feature the PowerLink system, whereby all motors are controlled by the electronics in the lead unit. The pulling power and smooth operation in Command or Conventional mode are unmatched by any other three-unit diesels.

Forty-four Milwaukee Road cars were assigned to streamliner and were painted in Union Pacific colors. In 1955, UP began using Milwaukee Road's rails east of Omaha. From that point on, Milwaukee abandoned their own unique colors and painted their entire fleet yellow and gray with red trim, including the "Hiawatha."

Replicated in extruded aluminum, yet sized to run on any O-31 layout, is the Super Dome, the lastest passenger car ever built. Milwaukee Road ordered ten of these 112 ton cars from Pullman Standard. The upper level sat 68 passengers, while the lower dining lounge area accommodated 28 passengers. One end of the lounge features a kitchen bar area. Relive the excitement of the "Hiawatha" with this colorful set.



Extruded Aluminum Passenger Car Features:

- Overhead Streamlighting/LED Illumination
- Fully Furnished Interior with Passenger Figures
- Operating Die Cast-Metal Couplers
- Hitches with Coupling Mechanisms
- Vestibules with Fully-Sprung Opening Doors
- Operates on O-31 Curves
- Dimensions: 15" L x 2.5" W x 3.5" H

E-7 Diesel Features:

- Dual Vertical Motors with Stress Flywheels
- TrainMaster Command Control
- Lionel Railroads™ Digital Sound
- Electrocouplers
- Operating Headlight & MARKS Light
- Fully-Sprung Opening Cab Doors
- Operates on O-31 Curves
- Dimensions: 13.5" L x 2" W x 3.625" H





"Red River Valley" Parlor #134



Baggage #234



Freight #726



Coach #454

K-1121 Milwaukee Road "Hiwatha" Passenger Set \$1199.95



Power Car #355



Skytor Observation Car features prototypical window design and a blinking red light indicating the train's forward direction. Ninety percent of the Skytor's elliptical area was covered in glass, allowing spectacular views.

Union Pacific City of Los Angeles

The City of Los Angeles and the rest of the Union Pacific streamliner fleet reached a pinnacle in the mid-50s with post-war passenger traffic eager to vacation in the west. During the peak years, UP ordered stunning dome coaches, dome observation cars, and dome dining cars. After the arrival of the dome cars, all UP trains carrying domes became known as "Domeliners" and the City of Los Angeles, with its popular Domeliners, became the UP's premier train.

Each passenger car has a unique interior specific to that car's body style. For example the tables, chairs and place settings are clearly visible as the Diner car passes by on the track. These authentic extruded aluminum replicas of metal body passenger cars from the streamliner era feature unprecedented prototypical detail, including authentic paint schemes, realistically detailed interiors, opening doors and painted figures.



Dome Diner #8001

K-4690B Union Pacific City of Los Angeles 21" 2-PAC \$249.95



KPO/Baggage #5013



Club Lounge Car #6206

K-4690C Union Pacific City of Los Angeles 21" 3-PAC \$374.95



Sun Cape Sleeper



Dome Coach #7006

Extruded Aluminum Passenger Car Features:


- Extruded Aluminum Body
- Overhead Streamlighting™ Illumination
- Fully Furnished Interior with Passenger Figures
- Vestibules with Fully-Sprung Opening Doors
- Operating Die Cast Metal Couplers with Hidden Uncoupling Mechanism
- Lighted Drumhead & Marker Lights (on selected items)
- Separate Steel Grab Rails & Handrails
- Separate Metal Steps
- Vent Detail on Roof
- Metal Chassis with Undercarriage Detailing
- Factory Installed Diaphragms
- Die Cast 4-Wheel Trucks
- Fast Action Wheels with Needle-Point Axles
- Separate Metal Truck Springs
- Prototypical Reproduction with Authentic Paint Schemes

Alco PA-1 Diesels

For sheer eye appeal, nothing could compare to the Alco PA. But these Alco engines were short-lived on both the Rio Grande and the PRR. Unfortunately, performance didn't measure up to beauty and the Alcos never equalled the reliability of the Electro-Motive (EMD) locomotives. First introduced on the Rio Grande in 1947, the Alcos were replaced with F3s by the mid-50s.

These detailed models feature the standard sound and operating system, Lionel RailSounds and

TrainMaster Command Control. They also include smoke and electrocouplers at front of each A Unit.



K-29802 Pennsylvania PA A-B-A
w/Lionel RailSounds, TMCC, Smoke & Electrocoupler \$599.95

Smoking



K-29212 Rio Grande PA A-B-A w/Lionel RailSounds, TMCC
Smoke & Electrocouplers \$599.95

NEW!

- ✓ B-UNITS
- ✓ ELECTROCOUPLERS
- ✓ SMOKE

PA-1 Features:

- Lionel RailSounds
- TrainMaster Command Control
- Dual Vertical Motors with Brass Flywheels
- B-Wheel Drive
- Electrocouplers
- Operating Smoke Units
- Detailed Die Cast Trucks
- Die Cast Pilot and Couplers
- Die Cast Fuel Tank
- Metal Grab Rails
- Operating Headlight
- Operating MARKS Light (on Rio Grande)
- Stainless Steel Screens on Sides and Roof
- Freely Rotating Roof Fans
- Illuminated Number Boards
- Opening Cab Doors
- Engineer Figure
- Diagrams Included

California Zephyr

The word zephyr is derived from the Greek God of the West Wind, Zephyrus, and means the west wind. When the California Zephyr debuted in 1949, it offered luxury service from Chicago to San Francisco. It traveled like the wind coming out of the west. The 2,532 mile route was operated by the Burlington Route, Rio Grande and Western Pacific over their respective tracks. The train's schedule was carefully planned in both directions in order to see both the Colorado Rocky Mountains and California's Feather River Canyon in the daylight hours.


Western Pacific F-7 A-B-A Diesels are the power source for the model version of this premier cross-country train. These engines feature Lionel RailSounds, TrainMaster Command Control and Electrocouplers and can handle whatever terrain you can throw at them. With four motors pulling together there is plenty of power to spare.

The 15 inch aluminum cars replicate the shiny, fresh out of the shops look of the original Zephyr cars. These cars negotiate 31 inch curves, so they can run on virtually any layout. The interiors of the cars include detailed furnishings, figures and patented overhead StreamLighting. A separate Diner is also available to round out this gleaming train.

California Zephyr Passenger Set Includes:

- WP F-7 Powered A w/Lionel RailSounds™, TMCC®, Smoke & Electrocouplers
- WP F-7 Dummy B
- WP F-7 Powered A w/Electrocouplers
- CB&Q "Silver Roundup" Dome Lounge
- CB&Q "Silver Horizon" Observation
- WP "Silver Dollar" Dome Coach
- CB&Q "Silver Bear" Boggage
- DRGW "Silver Mustang" Dome Coach

K-1207 California Zephyr 15" Aluminum Passenger Set \$1,074.95



Also Available:

K4613-10842 CZ WP "Silver Platter" 15" Diner \$104.95

Extruded Aluminum Passenger Car Features:

- Extruded Aluminum Body
- Overhead StreamLighting™ Illumination
- Fully Furnished Interior with Passenger Figures
- Vestibules with Fully-Sprung Opening Doors
- Operating Die Cast Metal Couplers with Hidden Uncoupling Mechanism
- Lighted Drumhead & Marker Lights (on selected items)
- Separate Steel Crab Rails & Handrails
- Separate Metal Steps
- Vent Detail on Roof
- Metal Chassis with Undercarriage Detailing
- Factory Installed Diaphragms
- Die Cast 4-Wheel Trucks
- Fast Action Wheels with Needle-Point Axles
- Separate Metal Truck Springs
- Prototypical Reproduction with Authentic Paint Schemes



F-7 Diesel Features:

- Dual Vertical Motors with Brass Flywheels
- TrainMaster™ Command Control
- Lionel RailBoards™ Digital Sound
- Electrocouplers
- Operating Headlight & MARK Light
- Fully-Sprung Opening Cab Doors
- Operates on 0-31 Curves
- Dimensions: 13.5"L x 2.5"W x 3.625"H

Santa Fe Blackbonnet or Midnight Chief?

In the years since its first appearance in 1948 in a now famous train catalog, the black and red Santa Fe Warbonnet has become the stuff of legend. Everyone wondered why it was black one year and silver the next.

Fast forward over 50 years and K-LINE brings these striking diesels out and creates a stir in the market place. Some call the paint scheme the Blackbonnet while others call it the Midnight Chief. Regardless of the name, everyone wants these engines and matching boxcars. A complete train seemed to be the natural extension of this excitement.

Boxcar Features:

- 115" Long
- Die Cast Trucks
- All Metal Operating Couplers
- Separate Metal Ladders and Grab Rails
- Separate Metal Brakebeard
- Metal Chassis with Underside Detailing
- Opening Doors


Caboose Features:

- Overhead Streamlighting™ Illumination
- Operating Smoke Unit with On-Off Switch
- Fully Furnished Interiors
- Conductor & Brakeman Figures

Another postwar item never made was this matching Bay Window Caboose



K-25303 Santa Fe F-3 A-B-A Diesels w/ Jumbo RailSounds™, TMCC® & Electrocouplers \$599.95




K761-1051 Santa Fe Scale Boxcar \$44.95

4 Different Road Numbers Available: #97190, #97191, #97192, #97199




K612-1053 Santa Fe Smoking Bay Window Caboose \$64.95



K-4630L Santa Fe 18" Midnight Chief 4-PAC \$459.95

"Black Hill" Pullman • "Black River" Vista Dome • "Black Canyon" Observation • "Black Feather" Dinner

K6232-1051A Santa Fe Warbonnet Aluminum Tank Car 4-PAC \$199.95



Die cast hoppers and aluminum tank cars with this black, red and yellow paint scheme continue this line of freight cars. 18" passenger cars, dubbed the Midnight Chief, are also available for fans of SF passenger service. These dynamic cars will be talk of any layout. And they go around a 31" Curve with our newly designed sliding apron.

K623-1053 Santa Fe Die Cast Hopper \$49.95

4 Different Road Numbers Available: #77190, #77191, #77197, #77199



K-25304 Santa Fe F-7 AA, blue / yellow w/ EC, Smoke \$479.95

K-LINE continues to offer this A-B-A F-3 Diesel in the colors you always wished you could have, with all the standard features you have come to expect, Lionel RailSounds, TrainMaster Command Control and Electrocouplers.

Also Available:

K2530-0327 Santa Fe F-7 B, blue/yellow, dummy \$129.95

K-4630M Santa Fe 18" Midnight Chief 2-PAC \$229.95

"Black Arrow" Coach • "Black Mountain" Baggage

Runs on 0-31 Curves



Santa Fe "Super Chief"

One of the best known streamliner trains of all time, the Super Chief reached the height of its prestige in the late 1940s and early 1950s when it received new diners, sleepers, dome cars and the EMD F-Series Diesels. Among the passenger cars delivered by Pullman-Standard were twelve "Indian" Series duplex roomette sleepers, seven new thirty-six seat dining cars and six unique Pleasure Domes. The luxuriously appointed stainless steel passenger cars of the Super Chief era are reproduced here in prototypical detail, featuring authentic Native American inspired names and individually designed interiors with patented overhead StreamLighting.

K-46306 Santa Fe "Super Chief" 21" 2-PAC **\$249.95**



"Mohave" Sleeper



"Chiricahua" Sleeper


See page 45 for Extruded Aluminum Passenger Car Features

The powerful F-units that led the Super Chief in the late 1940s transported passengers between Chicago and Los Angeles in record time. Featuring the stunning War Bonnet livery, the Super Chief Diesels are reproduced in accurate proportions. The sound of Lionel RailSounds, combined with the control of TrainMaster Command Control, will convince any model engineer that he is highballing down the Atchison, Topeka and Santa Fe.

F-7 /F-3 Diesel Features:

- Dual Vertical Motors with Brass Flywheels
- Bath Powered Units Linked using PowerLink™
- TrainMaster™ Command Control
- Lionel RailSounds™ Digital Sound
- Die Cast 6-Wheel Trucks, Fuel Tank & Pilots
- 2 Operating Die Cast Metal Couplers
- 8 Wheel Drive with Quadra-Grip™ Traction
- Operating Headlight & HARS Light (on selected units)
- Illuminated Cab Interior & Number Boards
- Die Cast Horn Details
- Metal Roof Vent Detail & Lift Rings
- Etched Brass Screens on Sides
- Motorized, Rotating Roof Fans
- Separate Steel Grab Rails
- Separate Metal Steps
- Partholes with Lens Detail
- Diaphragms Included
- Fully-Strong Opening Cab Doors
- 2 Engineer Figures
- Separate Windshield Wipers
- Metal Chassis
- Prototypical Reproduction with Authentic Paint Schemes
- Dimensions: 13.5"L x 2.5"W x 3.625"H


K-25301 Santa Fe F-7 A-B-A Diesels w/Lionel RailSounds™, TMCC & Electrocouplers **\$599.95**



K-4630H Santa Fe 18" Hi-Level 4-PAC \$499.95



Hi-Level Coach #526



Hi-Level Chair Car #529



Hi-Level Stop Down Coach #536



Hi-Level Diner #551

page 38 for Bi-Level
Passenger Car Features

Also Available:

K-4630A Santa Fe "Super Chief" 15" 2-PAC \$209.95

K-4630A Includes: Diner #601 • Baggage #3464

K-4630B Santa Fe "Super Chief" 15" 4-PAC \$419.95

K-4630B Includes: "Indian Pony" Pullman • "Vista Valley" Observation • "Indian Falls" Pullman • Pleasure Dome #503

Also Available in 18" (K-4630C \$459.95)

K4630-33421 Santa Fe "Super Chief" 18" Baggage \$114.95

Convert these Scale Cars to 2-Rail



K-4600SP Scale Streamliner Passenger Truck w/Pickups (2) \$24.95

K-4630D Santa Fe "Super Chief" 21" 4-PAC \$499.95



"Indian Arrow" Sleeper



"Atchison" Business Car



Vista Dome #505



Diner #605

Canadian Pacific "The Canadian"

The Canadian Pacific Railway, one of the largest railways in North America, defined transcontinental transportation for Canada. Canadian Pacific was chartered in 1880 for the specific purpose of building a rail line to unite the Pacific coast with the eastern provinces. In the 1950s CP envisioned an all stainless-steel passenger train to be named The Canadian. In June of 1953, the CP placed the largest train car order in the history of the Budd Company. A total of 173 fluted cars were manufactured in Philadelphia for The Canadian and her sister train, The Dominion. During 1954-55, CP took delivery of all 173 cars, enough for two continental trains in each direction. The following types of cars were produced: Baggage/Dormitory, First Class Coach, Dome-Coach Buffet, Sleeping Car, Dining Car and Dome Observation.

This set is available in two lengths, one with 18 inch cars and the other with 15 inch cars. Both sets are led by Canadian Pacific F-7 A-A Diesels with Lionel RailSounds, Train

Master Command Control and Electrocouplers. These features allow remote control of these engines using the industry standard control system. Both units are double-motored, with all four motors linked and pulling in concert with each other for maximum pull. The aluminum passenger cars feature prototypically correct paint schemes and extrusions, fully furnished interiors with figures, patented overhead StreamLighting and hidden uncoupling mechanism. 31 inch curves are required for operation of the 15 inch cars, while a 42 inch curves is needed to run the 18 inch cars.



K-1129C Canadian Pacific "The Canadian" 15" Passenger Set \$749.95

"The Canadian" Includes:

- F-7 A-A Diesels w/Lionel RailSounds™, TMCC® & Electrocouplers
- "Blair Manor" Pullman
- "Craig Manor" Pullman
- "Empress" Coffee Shop Lounge
- "Skyline Dome" Coach
- "Tremblant Park" Observation



See Page 45 For F-7 Engine Features and
Extruded Aluminum Passenger Car Features

Also Available:

K-1129B Canadian Pacific "The Canadian" 18" Passenger Set \$749.95

- Includes:**
- F-7 A-A Diesels w/Lionel RailSounds™, TMCC® & Electrocouplers
 - Baggage Dormitory #3006 • Dome Coach #517 • "Ken" Diner
 - "Dawson Manor" Pullman • "Tremblant Park" Observation



C&NW Commuter Cars

Operating in heated competition with the Burlington and Milwaukee Road streamliners, Chicago & North Western launched The 400 in 1939. This streamlined line linked Chicago with Milwaukee, Minneapolis and other Midwestern cities. The bi-level, or gallery cars, were inaugurated on the Flambeau 400 from Chicago to Northern Wisconsin and the Peninsula 400 from Chicago to Upper Michigan in 1955.

The gallery cars were popular in commuter service, where they were referred to as Superbanites. Commuter trains contained a variety bi-level and conventional cars, and were pulled by several different road diesels, including E-8s and F-7s. In 1959 the C&NW modified several F-7s and ordered new gallery cars with a cab on the upper deck for push-pull service. This allowed them to retire conventional cars in favor of the more cost effective gallery cars.

K-4620K C&NW 21" "The 400" 2-PAC \$249.95

Also Available in 15" (K-4620L \$209.95)



Parlor # 6500



RPO/Baggage/Tavern # 7600

Also Available:

K-4620J C&NW 21" "The 400" 2-PAC \$249.95

K-4620M C&NW 15" "The 400" 2-PAC \$209.95

(Coastline 3400) • Baggage/RPO # 8700

K-4620G C&NW 21" "The 400" 4-PAC \$499.95

Also Available in 15" (K-4620K \$419.95)




Coach # 3419



Observation Parlor # 7706



Combine/Tavern # 7502



Coach # 6556

**K-28201 C&NW E-8 Powered AA w/Lionel
RailSounds™, TMCC, Smoke & Electrocouplers
\$579.95**

**K-2820-0001 C&NW E-8 Dummy B
w/Smoke \$149.95**



See page 55 for E-8 Features



Also Available:

K2520-4051 C&NW F-7 Dummy B w/Smoke \$129.95

See Page 47 For F-7 Features

K-25201 C&NW F-7 Powered AA w/Lionel RailSounds™, TMCC®, Smoke & Electrocouplers \$479.95



K-4620C C&NW 21" "The 400" Gallery Car 4-PAC \$599.95

See Page 35 For Bi-Level Passenger Car Features



Cab Coach #175

Buffer Lounge #903



Coach #700

Parlor #6400

K-4620E C&NW 21" "The 400" Gallery Car 2-PAC \$299.95

Also Available:

K-4620E C&NW 21" "The 400" Gallery Car 2-PAC \$299.95

Buffer Lounge #903 • Coach #700



Coach #705

Parlor #6401

Quality Engines at a Quality Price

In 1935 the Milwaukee Road ordered its skilled shop forces to design and build new lightweight "specdliner" cars to compete with the Burlington Route. Wearing the vivid orange and maroon livery of the Milwaukee Road, the Hiawathas hit the rails in May, making the 410-mile Chicago to St. Paul trip in just 6 hours and 30 minutes. These F-7 diesel engines powered by dual motors and controlled by TrainMaster Command Control are perfect to lead the model Hiawatha passenger train on any layout.

K-25431 Milwaukee Road F-3 ABA w/Lionel RailSounds™, TMCC® & Electrocouplers \$599.95



The K-LINE E-8s have plenty of hrawn to power the train from our nation's capital through the Midwest. Both A Units are powered and feature Lionel RailSounds, TrainMaster Command Control and Electrocouplers for the ultimate in realistic operation. These diesels, as well as the dummy B Unit sold separately, have operating smoke units, which is currently all the rage in diesel operation. These beautiful blue and grey units are a must have for any fan of the B&O.

K-26101 B&O E-8 Powered AA w/Lionel RailSounds™, TMCC®, Smoke & Electrocouplers \$579.95

Also Available: K2610-1452 B&O E-8 Dummy B-Unit w/Smoke \$149.95



Extend your New York Central or Northern Pacific F-Units with the addition of a dummy B Unit. These helper engines give a prototypical look to your consists.

E-8 Features:


- Dual Vertical Motors with Brass Flywheels
- Both Powered Units Linkaid using PowerLink™
- TrainMaster™ Command Control
- Lionel RailSounds™ Digital Sound
- Die Cast 6-Wheel Trucks, Fuel Tank & Pilots
- 2 Operating Die Cast Metal Couplers
- 8-Wheel Drive with Quadro-Grip™ Traction
- Operating Headlight & MARS Light (on selected units)
- Illuminated Cab Interior & Number Boards
- Die Cast Horn Details
- Metal Roof Vent Detail & Lift Kings
- Etched Brass Screens on Sides
- Motorized, Rotating Roof Fans
- Separate Steel Grab Rails
- Separate Metal Steps
- Porchholes with Lugs Detail
- Disintegrating Incubated
- Fully-Sprung Opening Cab Doors
- 2 Engineer Figures
- Separate Windshield Wipers
- Metal Chassis
- Prototypical Reproduction with Authentic Paint Schemes
- Dimensions: 17.5" L x 2.5" W x 3.625" H



K-2550-6514 Northern Pacific F-7 B Diesel #6513B \$129.95



K-2570-3600 New York Central F-3 B Diesel #3600 \$129.95



Smoking RS-3 Locomotives

Alco's RS-3 was a familiar sight on US railroads in the 1950s and '60s. A powerful workhorse, this popular locomotive was also known for its versatility. In addition to secondary assignments, this dependable road switcher often played a leading role in both freight and passenger transport.


Decorated with authentic paint scheme and load with aesthetic and operational details, these model versions of Alco's 1600 hp diesel-electric locomotive look great hauling either a freight or passenger consist.

Equipped with the industry standard remote control system, TrainMaster Command Control, Lionel RailSounds, Smoke and Electrocouplers these realistic diesels are ready to work on your railroad.

K2480-0001 PRR RS-3 w/Lionel RailSounds™, TMCC®,
Smoke & Electrocouplers \$379.95



K2470-8322 NYC RS-3 w/Lionel RailSounds™, TMCC®, Smoke & Electrocouplers \$379.95



K2499-0413 Peabody RS-3 w/Lionel RailSounds™, TMCC®,
Smoke & Electrocouplers \$379.95



K623-8024 Peabody Die Cast Hopper \$49.95
4 Different Road Numbers Available: #16901, #16902, #16903, #16904

RS-3 Diesel Features:

- Dual Vertical Motors with Brass Flywheels
- TrainMaster® Command Control
- Lionel RailSounds™ Digital Sound
- Operating Smoke Unit with On-Off Switch
- 8-Wheel Drive with Quadra-Grip™ Traction
- Die Cast Trucks, Fuel Tank, Pilot & Wheels
- Operating Die Cast Metal Couplers
- Illuminated Number Boards
- Etched Brass Screens on Roof
- Adjustable Side Louvers
- Freely Rotating Intake Fan
- Separate Steel Grab Rails, Handrails & Platform Railings
- Fully-Sprung Opening Cab Doors
- 2 Engineer Figures
- Metal Chassis
- Dimensions: 14" L x 2.5" W x 3.875" H

K2478-2815 PE RS-3 w/Lionel RailSounds™, TMCC®, Smoke & Electrocouplers \$379.95



This Pacific Electric RS-3 is equipped with trolley poles. The unit was equipped with trolley poles before entering PE service so that they could operate signals and crossing lights. The engine was diesel powered, and the trolley poles, one up and one down, were unique in that they were there just to actuate signals, not to provide any power to the locomotive.




K2488-0309 SP RS-3 w/Lionel RailSounds™, TMCC®, Smoke & Electrocouplers \$379.95



K2487-0308 Cotton Belt RS-3 w/Lionel RailSounds™, TMCC®, Smoke & Electrocouplers \$379.95

The Defense Special Observation was part of the Defense Exhibit Trains of World War II. These trains traveled around the country to manufacturing centers to help manufacturers determine whether they could do defense work. Each eight car train had six exhibit cars and two cars with living quarters for the staff of 36. These 18 inch Heavyweights replicate 72 foot cars and feature fully furnished interiors with figures, patented overhead StreamLighting, die cast six-wheel trucks and diaphragms. Choose from New York Central, Southern Railway or Chicago & Alton. Each of these colorful sets reminds us of the days of luxury rail travel when time moved slower and everyone enjoyed the journey, not just the destination.



K4400-0002 "Defense Special" Heavyweight Observation \$69.95

Everyone Loves A Circus

From days gone by to the circuses of today, the most practical way to transport the people, animals and equipment is by rail. The Circus Transport Railroad has many years of experience transporting the circus and they look forward to arriving in your town to delight the children. Even the Circus Rail workers cannot resist a happy face. Load the needed supplies into the 18 inch Heavyweights and Aluminum Cars, as there are a variety to choose from. These cars feature slogans and events from the circus. The Human Cannonball always finds an audience, so he travels on his own and periodically stops and puts on a one man show. Stock Cars are also available to transport the animals.

K-4416D Circus Transport Railroad 18" Heavyweight 2-PAC #4 \$139.95



Sleeping Car



Baggage Car

K-4416C Circus Transport Railroad 18" Heavyweight 2-PAC #3 \$139.95




Dining Car



Baggage Car



K-4616C Circus Transport Railroad 18" Aluminum 2-PAC #3 \$229.95



Sleeper



Diner



K675-5301 Circus Transport House of Reptiles Car \$29.95

Also Available:

K662-5301 Circus Transport Railroad Flat Car w/Cannon \$34.95

K-4616D Circus Transport Railroad 18" Aluminum 2-PAC #4 \$229.95



K762-5302 Circus Transport Lion Reefer \$44.95



K762-5301 Circus Transport Elephant Reefer \$44.95



Baggage



Combine

Speeders

Section Crews, signal maintainers and other railroad personnel once used these small, motorized cars for making inspections and repairs to the right of way, signals and railroad structures. While these vehicles have largely been replaced by hi-rail trucks on modern rails, K-LINE's accurately detailed two-seaters are certain to add some fun to any layout.



K2628-13 Alaska Railroad Speeder \$49.95

0 Gauge



Speeder Features:

- AC Powered
- 3 Position Reversing Unit
- Operating Headlight
- Detailed Painted Figures
- Two Pickup Rollers
- Die Cast Metal Chassis



0 Gauge

K2628-14 Long Island Rail Road Speeder \$49.95



Speeders Now Feature Blinking Light on Roof



K2628-07 Timken Speeder \$49.95

0 Gauge



K2628-12 Chessie System Speeder \$49.95

0 Gauge

Trolleys

Trolleys were the main means of transportation in major cities in the very early part of the 20th Century. Often trolley companies would build a line stretching outside of the city limits and create a park or other amusement destination at the end of the line. It made a great escape from hectic city life. The amusement park in the Coney Island section of Brooklyn, NY is an example of one owned by a trolley company. Coney Island is noted for being the location of the invention of the hot dog by Charles Feltman and the site of the first roller coaster in America. Today, Coney Island is home to the largest rapid transit storage facility in the entire country. Several generations of people have fond memories of exciting vacations or day trips to the various incarnations of that Brooklyn boardwalk retreat on the water.



K2627-05 Coney Island Trolley \$59.95

0 Gauge

AC Powered • Reverse Unit • Lighted Interior



K2627-04 New Orleans Trolley \$59.95

0 Gauge

Smoking Cabooses

K-LINE Cabooses are the most accurately detailed and feature-laden O Scale models available. These incredibly realistic cars are available in a variety of styles and a variety of roadnames.

Equipped with an operating smoke unit and important details others leave out, each caboose also features a fully furnished interior illuminated by K-LINE's patented StreamLighting. With these caboose offerings, and other recent releases, you're sure to find the perfect ending for your train.



K613-8014 NC DOT Smoking Extended Vision Caboose \$64.95

Matches K2403-1797 NC DOT F59PH Diesel (p.39)

Caboose Features:

- 10.5" Long
- Die Cast Trucks
- Operating Die Cast Couplers
- Fully Furnished Interiors
- Overhead Streamlighting
- Operating Smoke Unit w/On-Off Switch
- Metal Ladders
- Metal Brokenwheels
- Stainless Steel Grab Rails on Sides and Ends
- Metal Safety Chain
- Stainless Steel Landing Platform and Roof Walkway
- 31" Curves Recommended



K612-2113 UP RR Police Smoking Bay Window Caboose \$64.95

Matches K705-2111 Union Pacific Camera Car (p.94)

Smoking



K616-4031 Pacific Electric Smoking Wood-Sided Caboose \$64.95

Matches K2478-2815 Pacific Electric RS-3 Diesel (p.57)



K618-2782 Union Pacific Smoking Wood-Sided Caboose \$64.95
Matches K642-2112A Union Pacific Wood Sided Reefers 6-PAC (p.8)



K618-1592 Great Northern Smoking Modern Caboose w/End of Train Device \$64.95



K616-1752 NYC Smoking Wood-Sided Caboose \$64.95

Also Available:

K617-1331 CB&Q Smoking Off-Center Cupola Caboose \$64.95

K617-1511 Erie Smoking Off-Center Cupola Caboose \$64.95



K618-1371 Milwaukee Road Smoking Modern Caboose w/End of Train Device \$64.95
Matches K-25431 Milwaukee Road F-3 Diesels (p.54)

Die Cast 2-Bay Hoppers

We continue to expand our quality die cast rolling stock with a 2-Bay Hopper in 4 different styles. Pictured here are the smooth sided variety with regular ends and off-set ends. These heavy metal cars include all the quality features you have come to expect from K-LINE. Available in a large selection of roadnames, you are sure to find your favorites. All versions come in four individual road numbers for making prototypical, longer strings of cars.



K6251-1051 Santa Fe Die Cast 2-Bay Hopper \$49.95

4 Different Road Numbers Available: #180875, #180876, #180877, #180878

4 Different Numbers



K6251-1371 Milwaukee Road Die Cast 2-Bay Hopper \$49.95

4 Different Road Numbers Available: #94530, #94531, #94532, #94533

4 Different Numbers

Die Cast Body



K6251-1451 Delaware & Hudson Die Cast 2-Bay Hopper \$49.95

4 Different Road Numbers Available: #7000, #7005, #7006, #7007

4 Different Numbers



K6251-1511 Erie Die Cast 2-Bay Hopper \$49.95

4 Different Road Numbers Available: #28000, #28001, #28002, #28003

4 Different Numbers

NEW!

New Smooth Hoppers
with Flat or Off-Set Ends

Convert these Scale Cars to 2-Rail



K-50015 Friction Bearing Scale
Trucks (2) \$14.95

Prototypical Off-Set End



K6252-1251 Reading "Blue Coal" Die Cast 2-Bay Off-Set Hopper \$49.95

4 Different Road Numbers Available: #9300, #9301, #9302, #9303

4 Different Numbers



K6252-1251 C&O Die Cast 2-Bay Off-Set Hopper \$49.95

4 Different Road Numbers Available: #123691, #123692, #123693, #123694

4 Different Numbers



K6252-2051 Frisco Die Cast 2-Bay Off-Set Hopper \$49.95

4 Different Road Numbers Available: #90480, #90481, #90482, #90483

4 Different Numbers

Die Cast 2-Bay Hoppers

New Ribbed Hoppers
with Flat or Off-Set Ends

We continue to expand our quality die cast rolling stock with a 2-Bay Hopper in 4 different styles. Pictured here are the ribbed variety with regular ends and off-set ends. These heavy metal cars include all the quality features you have come to expect from K-Line. Available in a large selection of roadnames, you are sure to find your favorites. All versions come in four individual road numbers for making prototypical, longer strings of cars.



K6253-1931 Reading Die Cast 2-Bay Ribbed Hopper \$49.95

4 Different Road Numbers Available: #80320, #80321, #80322, #80323


4 Different Numbers



K6253-1331 CB&Q Die Cast 2-Bay Ribbed Hopper \$49.95

4 Different Road Names Available: #192500, #192501, #192502, #192503

4 Different Numbers



K6253-1891 Pennsylvania Die Cast 2-Bay Ribbed Hopper \$49.95

4 Different Road Numbers Available:
#220390, #220391, #220392, #220393

4 Different Numbers

Convert these Scale Cars to 2-Rail




K-5001S Friction Bearing Scale Trucks (2) \$14.95

NEW!**Die Cast Hopper Features:**

- 9.5" Long
- Die Cast Metal Body
- Die Cast Trucks
- Operating Die Cast Couplers
- Spring Loaded, Opening Bay Doors
- Separate Metal Ladders
- Separate Metal Grab Rails
- Separate Metal Air Tanks
- Separate Metal Brakewheel
- 31" Curves Recommended

**4 Different Numbers****K6253-2111 Union Pacific Die Cast 2-Bay Ribbed Hopper \$49.95**

4 Different Road Names Available: #32100, #32101, #32102, #32103

4 Different Numbers**K6254-1251 C&O Die Cast 2-Bay Off-Set Ribbed Hopper \$49.95**

4 Different Road Names Available: #300440, #300441, #300442, #300443

**4 Different Numbers****K6254-1091 B&O Die Cast 2-Bay Off-Set Ribbed Hopper \$49.95**

4 Different Road Names Available: #233580, #233581, #233582, #233583

**4 Different Numbers****K6254-1811 N&W Die Cast 2-Bay Off-Set Ribbed Hopper \$49.95**

4 Different Road Names Available: #38280, #38281, #38282, #38283

Items with multiple numbers are individually boxed. The master carton contains one of each road number.

Die Cast Quad Hoppers


This 70-ton quad hopper is a hefty piece of die cast metal rolling stock. Nearly every US railroad a hopper similar to this, thereby making the decorating possibilities endless. Featuring precise rivet detailing, with separate metal ladders, grab rails, brakewheels and more, these hopper look

so real you may find yourself how this hopper got so small or how you got so big. All cars ride on die cast trucks and are equipped with all metal operating couplers. These hoppers are all available in 4 different road numbers, perfect for running long strings of cars.

Convert these Scale Cars to 2-Rail



K-50015 Friction Bearing Scale Trucks (2) \$14.95



K623-1131 Boston & Maine Die Cast 4-Bay Hopper \$49.95

4 Different Road Numbers Available: #12608, #12609, #12610, #12611

4 Different Numbers

K623-1672 Louisville & Nashville Die Cast 4-Bay Hopper \$49.95

4 Different Road Numbers Available: #115393, #115394, #115395, #115396

4 Different Numbers



68

www.k-line-trains.com

Railroad Name
in French on
other side




K623-1191 Canadian National Die Cast 4-Bay Hopper \$49.95

4 Different Road Numbers Available: #789048, #789049, #789050, #789051

4 Different Numbers

Die Cast Hopper Features:

- 11.5" Long
- Die Cast Metal Body
- Die Cast Trucks
- Operating Die Cast Couplers
- Spring-Loaded, Opening Bay Doors
- Separate Metal Ladders
- Separate Metal Grab Rails
- Separate Metal Air Tanks
- Separate Metal Brakewheel
- 31" Curves Recommended



K623-1937 Reading Blue Coal Die Cast 4-Bay Hopper \$49.95

4 Different Road Numbers Available: #109300, #109301, #109302, #109303

4 Different Numbers

Items with multiple numbers are individually boxed. The master carton contains one of each road number.

Modern ACF Hoppers


As railroading has come into the modern age, car manufacturers have continued to improve and innovate rolling stock. American Car Foundry, a company with a long and storied history, has produced covered hoppers that have 2, 3 or 4 Bays for maximum cargo transport efficiency. These extruded aluminum cars are equipped with either round roof hatches that guard against airborne contamination, or elongated hatches for easy loading. Each intricately detailed car sports realistic roof walks all the way around the car, die cast metal trucks and all metal operating couplers for smooth operation. Many of these hoppers are available in 4 different road numbers, perfect for running long strings of cars.



K6243-2112 UP 3-Bay Aluminum Hopper \$54.95

4 Different Road Numbers Available: #21500, #21505, #21515, #21520


4 Different Numbers



K6243-1151 Burlington Northern 3-Bay Aluminum Hopper \$54.95

4 Different Road Numbers Available: #455126, #455127, #455128, #455129

4 Different Numbers



K6243-1752 NYC 3-Bay Modern Aluminum Hopper \$54.95

4 Different Road Numbers Available: #892001, #892005, #892010, #892020

4 Different Numbers



K6243-8012A Grain Train 3-Bay Modern Aluminum Hopper 4-PAC \$199.95

Convert these Scale Cars to 2-Rail



K-50045 Roller Bearing Scale Trucks (2) \$14.95



K6244-1412 Conrail 4-Bay Aluminum Hopper \$54.95

4 Different Road Numbers Available: # 896430, # 896431, # 896432, # 896433

4 Different Numbers



K6244-1611 IC Gulf 4-Bay Aluminum Hopper \$54.95

4 Different Road Numbers Available: # 81000, # 81001, # 81002, # 81003

4 Different Numbers



K6244-8014 Keystone Chemicals 4-Bay Aluminum Hopper #5808 \$54.95



K6244-2032 SF 4-Bay Modern Aluminum Hopper \$54.95

4 Different Road Numbers Available: #45460, #45465, #45471, #45480

4 Different Numbers

Modern Aluminum Hopper Features:

- Extruded Aluminum Shell
- Die Cast Trucks
- Operating Die Cast Couplers
- Prototypical Hatch Detail
- Prototypical Catwalk Detail
- Prototypical Bay Detail
- Separate Steel Grab Rails
- Metal Brakewheel
- Prototypical Braka Detail
- Die Cast End Caps
- 31" Curves Recommended
- 2-Bay Hoppers: 10" Long
- 3, 4-Bay Hoppers: 13.75" Long



K6242-131 C&NW 2-Bay Aluminum Hopper \$47.95

4 Different Rd Numbers Available: #175200, #175201, #175202, #175203

4 Different Numbers



K6242-8011 Nature's Best 2-Bay Aluminum Hopper \$47.95

4 Different Road Numbers Available: #177200, #177201, #177202, #177203

4 Different Numbers

Items with multiple numbers are individually boxed. The master carton contains one of each road number.

Modern, Aluminum Tank Cars

The sleek styling of the extruded aluminum bodies replicates the smooth, welded construction of the modern tank car. Die cast end caps and platforms add to the sturdiness of these cars. Prototypical valve, hatch and vent details, as well as tank length, variety based on the type of material commonly hauled in these tankers. If you are looking for details, they continue with diamond warning markers, ladders, grab rails, drain detail and prototypical catwalk. With a wide number of roadnames available, you are sure to find several tanks that meet your cargo needs.



K6331-1932 Reading Aluminum Tank Car \$52.95

4 Different Road Numbers Available: #90985, #90986, #90987, #90988

4 Different Numbers



K6332-8016 Citgo Aluminum Tank Car \$54.95

4 Different Road Numbers Available: #23500, #23503, #23502, #23505

4 Different Numbers



K6331-1591 Great Northern Aluminum Tank Car \$52.95



K6333-1331 Burlington Route Aluminum Tank Car \$54.95



K6333-8011 Nature's Best Corn Oil Aluminum Tank Car \$54.95

4 Different Road Numbers Available: #1013, #1014, #1015, #1016

4 Different Numbers

Tank Car Features:

- Extruded Aluminum Tank
- Die Cast End Caps
- Die Cast Trucks
- Operating Die Cast Couplers
- E to Cast Platforms
- Prototypical Dome & Vent Details
- Prototypical Cabwork
- 3T Curves Recommended

Tank Car Dimensions:

- K6331:** 8.5' L x 4' H x 2.25' Tank Diameter
- K6332:** 10.8' L x 4' H x 2.25' Tank Diameter
- K6333:** 11.9' L x 4' H x 2.25' Tank Diameter
- K6341:** 10.5' L x 3.75' H x 2' Tank Diameter



K6341-1051A Santa Fe Aluminum Tank Car 4-PAC \$199.95



K6341-1671 L&N Aluminum Tank Car \$49.95

4 Different Road Numbers Available: #125390, #125391, #125392, #125393

4 Different Numbers



K6341-1892 Pennsylvania Aluminum Tank Car \$49.95

Convert these Scale Cars to 2-Rail



K-50045 Roller Bearing Scale Trucks (2) \$14.95

Items with multiple numbers are individually boxed. The master carton contains one of each road number.

Historic Style Tank Cars

Loaded with separate metal details, these single and multi-dome historic tank cars are the most realistic ever offered. K-LINE's high quality fleet features a wide variety of roadnames. The sturdy die cast chassis and die cast trucks combine to offer a smooth ride for all your liquid cargo.



K632-1251 Chesapeake & Ohio Tank Car \$34.95



K632-8022 Union Starch Tank Car \$34.95



K632-8026 Trans Oil Tank Car \$34.95

Texaco 2-Dome Tankers based on post-war versions never produced



K635-8013 Texaco 2-Dome Tank Car \$34.95

2 Different Road Numbers Available: #8013, #8014





K635-8012 Cook Point & Varnish 2-Dome Tank Car \$34.95



K635-8014 Panther Gasoline 2-Dome Tank Car \$34.95




K635-8015 New York City Transit 2-Dome Tank Car \$34.95


2 Different Road Numbers Available: #22731, #22740

Matches K671-8015 NYC
Ore Car (p.77)

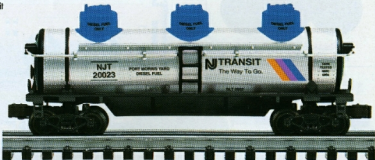
K636-3931A NJT Triple Dome Tank Car 3-PAC \$99.95



"Hoboken Yard" Triple Dome Tank Car



"Raritan Yard" Triple Dome Tank Car



"Port Morris Yard" Triple Dome Tank Car

New Jersey Transit Trademarks are used by Taylor Made Trucks, Licensee with Permission and under license New Jersey Transit.

Gondolas and Ore Cars

Railroad operations need a variety of cars because you never know what may come around the corner. Gondolas are some of the most versatile cars on the rails. Whether the load is covered or not, there is no end to what these can haul. The latest gondola carries a die cast, working crane to expanding your yards loading capabilities. From coal and lumber to paper and scrap metal, these die cast gondolas are sure winners.


K652-1391A Rock Island Gondola 2-PAC \$99.95



K652-1392 Rock Island Route Rock Gondola



K652-1391 Rock Island The Rock Gondola



Cover Included

Die Cast Gondola Features:

- 14" Long
- Die Cast Metal Body
- Separate Metal Steps
- Separate Metal Grab Rails
- Separate Metal Brakewheel
- Fully Sprung Die Cast Trucks
- Operating Die Cast Metal Couplers

Convert these Scale Cars to 2-Rail




K-5001S Friction Bearing Scale Trucks (2) \$14.95



K652-1894 Pennsylvania Die Cast Gondola w/crane \$59.95

K671-1895A PRR Ore Car 4-PAC \$119.95



**Golden Colored
4th Car**

Whether in a 4-PAC, or just four road numbers available, ore cars are ideal to run in strings. These work horses of the rails are designed to haul small quantities of dense material, like iron or copper ore or ballast. Ore cars are also converted for use in maintenance of way operations and carry ballast for the roadbed.

Ore Car Features:

- Ore Load
- Die Cast Trucks
- Operating Metal Couplers
- Separate Metal Brakewheel



4 Different Numbers

K671-3441 DSSRA Ore Car \$29.95

4 Different Road Numbers Available: #9138, #9139, #9140, #9141



K671-1191A CN / Ontario Northland Ore Car 2-PAC \$59.95



4 Different Numbers

K671-3743 LIRR Ballast Car \$29.95

4 Different Road Numbers Available: #4198, #4199, #4110, #4111



4 Different Numbers

K671-3744 LIRR Ballast Car \$29.95

4 Different Road Numbers Available: #4040, #4041, #4042, #4043



4 Different Numbers

K671-8011 NYC Transit Ballast Car \$29.95

4 Different Road Numbers Available: #2273, #2274, #2275, #2276

Hauling Coils and Logs


K-LINE's coil cars are accurate scale models of the Evans-designed cars from the 1960s. Removable hoods reveal coil dividers that prevent shifting and damage of the steel coils in transit. These cars feature side railings on the hoods and full-length running boards for added realism. Many of these coil cars have four different road numbers, so you can make strings of these cars.

Coil Car Features:


- 13" Long
- Die Cast Chassis
- Underside Brake Detailing
- Separate Metal Brakewheel
- Wire Handrails
- Stacking Brackets
- Removable Hoods
- Realistic Coil Loads
- Die Cast Trucks
- Modern Lo-Profile Trucks
- Operating Die Cast Metal Couplers
- 31" Curves Recommended

Four removable coils are cradled in support beneath each coil car hood

2 Different Size Coils



K676-1253 C&O Chesie Coil Car #306628 \$44.95



K676-1311 C&NW Coil Car \$44.95

4 Different Road Numbers Available: #395221, #395222, #395223, #395224

4 Different Numbers



San

Buy
Rail

K663-8433 Skeleton Log Car
#68 w/stakes \$34.95





4 Different Numbers

K670-1052 PRR Coil Car \$44.95

4 Different Road Numbers Available: #387005, #387010, #387011, #387012



4 Different Numbers

K676-1054 ATSF Coil Car \$44.95

4 Different Road Numbers Available: #91976, #91977, #91978, #91979



4 Different Numbers

K676-1173 BNSF Coil Car \$44.95

4 Different Road Numbers Available: #534500, #534501, #534502, #534503

Convert these Scale Cars to 2-Rail



K-50015 Friction Bearing Scale Trucks (2) \$14.95

Once you see our fleet of Scale Rolling Stock, nothing else will measure up. Upgrade your layout with the most impressive Scale freight cars ever produced, at the best price ever offered. These cars are reproduced with a strict attention to size and prototypical detail. Get the Lumber Yard going on your layout with these Scale Die Cast Skeleton Log Cars. A load of wood-grain logs is included on each die cast car body. The logs are held in place with tension springs attached to highly detailed metal chains.



K663-8022 Skeleton Log Car
#65 w/stakes \$34.95

K663-8021 Skeleton Log Car
#63 w/stakes \$34.95

Die Cast Boxcars and Reefers

These die cast beauties are an impressive addition to any layout. Featuring die cast metal bodies and lots of prototypical metal details, they may be the most realistic freight cars on the model rails. Once you feel the weight of these cars, their quality is unmistakable.

K751-1052 Santa Fe Die Cast Boxcar \$49.95



Die Cast Metal Body


Boxcars and Reefers Feature:

- 11 1/2 inches long
- Die Cast Metal Trucks
- All Metal Operating Couplers
- All Die Cast Metal Body
- Separate Metal Ladders
- Separate Metal Grab Rails
- Separate Roofwalk and Landing Pods
- Separate Metal Brakehead
- Metal Chassis with Underside Detailing
- Metal Door Runners
- Opening Doors
- 31" Curves Recommended

K752-1371 Milwaukee Road Die Cast Reefer \$49.95



K751-1892 Pennsylvania Die Cast Boxcar \$49.95



K752-2112 Union Pacific Die Cast Reefer \$49.95

Pacific Fruit Express was a joint venture of UP and SP. The Southern Pacific is displayed on the other side.

Convert these Scale Cars to 2-Rail



K-50015 Friction Bearing Scale
Trucks (2) \$14.95



K752-1091 Baltimore & Ohio Die Cast Reefer \$49.95



K751-1751 New York Central Die Cast Boxcar \$49.95

Quality Scale Boxcars


The heart of every railroad is its boxcar fleet and yours should be no exception. K-LINE's boxcars and reefers feature separate metal ladders and grab rails, separate roof walks and landing pads, die cast trucks and operating metal couplers. These offerings bring color and railroad history to your layout with boxcars from different regions of the country.

K761-1132 Boston & Maine Boxcar \$44.95

K761-8015 Standards Boxcar \$44.95



K761-1592 Great Northern Boxcar \$44.95



K761-1332 Burlington Route "Golden Freight Car" Boxcar \$44.95

In November of 1966, the Burlington Route received the Railway Progress Institute's Golden Freight Car award for the most effective promotion of railroad freight traffic in America. To commemorate the award, the Burlington Route painted 8 boxcars gold with the added legend "RPI Award Winner 1966."


Boxcars Feature:

- 11 1/2 inches long
- Die Cast Metal Trucks
- All Metal Operating Couplers
- Separate Metal Ladders
- Separate Metal Grab Rails
- Separate Roofwalk and Landing Pads
- Separate Metal Brakewheel
- Metal Chassis with Underside Detailing
- Metal Door Runners
- Opening Doors
- 31" Curves Recommended

Convert these Scale Cars to 2-Rail



K-50015 Friction Bearing Scale
Trucks (2) \$14.95



K765-1451 NY DOT "I Love NY" Boxcar \$44.95

Union Pacific updated the painting of this safety promotion car acquired from the Missouri Pacific with the change to a UP herald.



K765-2112 Union Pacific Herbie Boxcar \$44.95



K763-1752 New York Central Stock Car \$44.95

Historic, Wood-Sided Refrigerated Cars

In the early days of railroading, wood-sided reefers were developed to transport perishable goods over long distances. This gave people the opportunity to enjoy fresh produce, dairy products and other items that need refrigeration. Railroads and other private companies also discovered that these cars were a great place for advertising. Reefers became traveling billboards. In simpler times, people could sit by the rails and watch the trains and their ads go by.

K762-8028 Springfield Root Beer Wood-Sided Reefer \$44.95

Convert These Scale Cars to 2-Rail



K-50015 Friction Bearing Scale Trucks (2) \$14.95



K762-8027 Hot Foot Powder Wood-Sided Reefer \$44.95

K762-8029 Black Cat Licorice Wood-Sided Reefer \$44.95



K762-8030 Fresh Cream Wood-Sided Reefer \$44.95



K762-8031 Cook's Ale Wood-Sided Reefer \$44.95

Reefers Feature:

- 11 1/2 inches long
- Die Cast Metal Trucks
- All Metal Operating Couplers
- Opening Roof Hatches
- Separate Metal Ladders
- Separate Metal Grab Rails
- Separate Roofwalk
- Separate Metal Brakewheel
- Metal Chassis with Underside Detailing
- Metal Door Runners
- Opening Doors
- 31" Curves Recommended

K762-2031A SP / Houston Texas Central 2-PAC \$89.95




SP Wood-Sided Reefer



Houston & Texas Central Wood-Sided Reefer

H&T.C. was controlled by Southern Pacific, and like many SP-controlled railroads of the era, it used a circular medallion similar to the SP freight medallion.

K762-1051 SF Dynamite Wood-Sided Reefer \$44.95



K762-8032 West India Fruit Wood-Sided Reefer \$44.95

Transported goods to and from pre-Castro Cuba via ferries.

Front Runners for Your O Scale Layout

Over the years container traffic on the major railroads has continued to grow to the point that in many parts of the country, the only trains you see are intermodal container trains. No modern layout is complete without the finest intermodal cars around. K-LINE all die cast intermodal cars ride on die cast trucks and have operating couplers for realistic switching and consist building.

The latest model in K-LINE's die cast, O Scale Intermodal line is the TTUX Front Runner, a stand-alone, intermodal spine car. These cars are based on lightweight cars built for TTX beginning in 1983. The Front Runners can carry 40 or 48 foot trailers or containers, or two 20 foot ISO Tanks and feature standard knuckle couplers on the ends for maximum versatility.

TTAX Spine Cars prototypically operate in five-unit car riding on common trucks. These die cast units were built from car manufacturer blue prints to ensure accuracy and realism. These cars can carry a variety of sizes of containers and ISO tanks. While these five-unit-cars would run in a train of five-unit cars, each end has regular couplers so it can go anywhere in the train.

NEW!



K771-1051 Santa Fe Front Runner w/Santa Fe Trailer \$49.95

4 Different Road Numbers Available: #298998, #292771, #298992, #780793

4 Different Numbers



K771-2191 TTX Front Runner w/K-LINE Container \$49.95

4 Different Road Numbers Available: #121050, #121051, #121052, #121053

4 Different Numbers



Die Cast Body



K771-2111 Union Pacific Front Runner w/2 Union Pacific ISO Tanks **\$49.95**

4 Different Road Numbers Available: #904510, #904511, #904512, #904513

4 Different Numbers

Front Runners / Spine Cars Feature:

- Die Cast Chassis
- Metal Steps and Ladders
- Metal Brakewheel and Stand
- Fully Spung Die Cast Trucks
- All Metal Operating Couplers
- 42" Curves Recommended



K771-8011 NASA Front Runner w/2 NASA ISO Tanks **\$49.95**

4 Different Road Numbers Available: #7582388, #7392158, #9295072, #9294760

4 Different Numbers



K770-6535 TTAX S-Unit Spine Car Set w/ containers **\$149.95**

Intermodal Transportation

Gunderson and Thrall DTTX cars run in multi-unit cars or as stand-alone units. These units are only offered as stand alone cars for maximum flexibility. Constructed of die cast metal, these cars offer tremendous shipping options for stacking containers. The Gunderson car also includes a fifth wheel. Located at both ends of a car, the wheel anchors a trailer in place.

Die Cast Body



K-775201 APL Thrall DTTX w/2 containers \$64.95

DTTX Features:

- 16.5' Long
- Die Cast Metal Body
- Fully-Sprung Die Cast Trucks
- All Metal Operating Couplers
- Metal Brakewheel and Stand
- Metal Ladders
- Metal Grab Rails
- 42" Curves Recommended



K-776502 SP Gunderson DTTX w/container on chassis \$64.95

Gunderson DTTX Features:

- Metal Air Tanks
- Separate Stainless Steel Catwalk
- Fifth Wheel to Secure Trailer
- 42" Curves Recommended



K774-1051 Santa Fe Scale Trailer 2-PAC w/3 RailMate Bogies \$64.95



K-776901 Southwind Gunderson DTTX w/2 containers **\$64.95**

Also Available:

K-7770 Maersk Gunderson DTTX **\$64.95**

ISO Tank Features:

- 5 inches long
- Die Cast Metal Frame
- Prototypical Detailing and Decorating

The RailMate system easily moves product and material back and forth between road and rail. These bogies attach easily to a trailer to instantly convert a road-use trailer to a trailer ready for the rails. One of the most common use of this type of system is for moving the US Mail overnight.

RailMate™ Features:

- Single Axle Bogie Converts from Road to Rail Transportation
- Easy to Detach from Loading or Trailing Trailer
- One Bogie with Coupler for Attaching to Train
- Detailed Die Cast Truck Side Frames
- Die Cast Air Tank



K-7810025 SP ISO Tank **\$15.95**



K-7810026 CSX ISO Tank **\$15.95**



K-7810027 Hyundai ISO Tank **\$15.95**



K-7810028 Sealand ISO Tank **\$15.95**

Flat Cars for Every Transport Need

Flat Cars are one of the most versatile railroad cars in the fleet. These scale 48 foot flats carry a variety of loads including railroad cars going back to the shop, gas tanks, milk tanks, orange juice tanks, uncut marble, pickup trucks, track and rolled steel.

Flat Car Features:

- 13.5" Long
- Die Cast Trucks
- Operating Die Cast Couplers
- Wooden Detail on Surface
- 31" Curves Recommended

Also Available:

K691-8016 USS Steel Flat Car
w/ rails **\$44.95**



K691-1091 Baltimore & Ohio Flat Car w/2 Ore Cars **\$44.95**




K691-2033 Southern Pacific Flat Car w/2 Ore Cars **\$44.95**



K691-1511 Erie Flat Car w/Linde Liquefied Gas Tank **\$44.95**



K691-1893 Pennsylvania Flat Car w/3 Die Cast Pickups **\$44.95**



K691-1811 Norfolk & Western Flat Car w/track sections **\$44.95**



K691-4162 Rutland Flat Car w/Vermont Marble Load \$44.95



K691-4161 Rutland Flat Car w/Unknown Soldier Load \$44.95

K691-1512A Erie Flat Car w/Milk Tanks 2-PAC \$89.95



Erie Flat Car w/Dairymen's League Milk Tanks

Erie Flat Car
w/Dairymen's League
Milk Tanks

A long-neglected facet of railroading, K-LINE offers O Scale Fitch containers for intermodal transport. Initially used to transport milk, the insulated tanks were also well-suited for transport of fresh orange juice concentrate to northern states. Easily transferred from railroad flat car to truck flatbed, these flat-bottomed, slide-off tanks reached their height in the late 1940s. And these authentic replicas are sure to be a favorite on today's model railroads!



K691-8014 National Car Co Flat Car w/Orange Juice containers \$44.95




K691-8013 National Car Co Flat Car w/Borden milk containers \$44.95

Die Cast Flats and Auto Loaders

These 15" Die Cast Flat Cars prototypically ride on four sets of die cast trucks, that's 16 wheels, in order to carry the heavy loads that these monster-size flat cars were designed to transport. Each set of trucks is individually riveted to the car so the wheel pairs can navigate independently.

K692/K693 Specific Features:

- 15' Long
- Die Cast Metal Body
- Separate Metal Steps & Grab Rails
- Separate Metal Brakeswheel
- 4 Sets Fully Sprung Die Cast Trucks




K692-1151 Burlington Northern Die Cast Flat Car w/transformer \$69.95

Also Available:

K692-1891 PRR Die Cast Flat Car w/transformer \$69.95



K693-1091 Baltimore & Ohio Die Cast Flat Car w/Pulpwood Load \$69.95



K694-8011 Evans Boat Loader w/6 Boats \$64.95



K691-8015 NASA Flat Car w/Capsule & Helicopter \$44.95

Helicopter Removable

K693-8011 NASA Die Cast Flat w/Aluminum Rocket Booster \$69.95

31" Curves Recommended

Die Cast Body




K693-1251 Chesapeake & Ohio Die Cast Flat Car w/Pulpwood Load \$69.95



K694-1752 NYC Auto Loaderw/6 Die Cast Autos \$64.95



K693-1211 Canadian Pacific Die Cast Flat Car w/Lumber Load \$69.95



K693-1932 Reading Die Cast Flat Car #9101 w/Bethlehem Pipe \$69.95

K693-8012 NASA Die Cast Flat w/Aluminum Rocket Booster \$69.95




NASA needs your railroad's help in getting the component parts to Cape Canaveral for the next rocket launch. The engineers are waiting for both rocket stages, the capsule, the escape tower and the recovery helicopter. And they need it now. So help our the Space Program and schedule this precious cargo for immediate delivery.

If you purchase all three flats, you will be able to assemble a complete two stage rocket with capsule and escape tower that stands over 3 feet tall. Both rocket stages are extruded aluminum and the helicopter is die cast metal.

Camera Cars

Always wondered what your layout looks like from track level? With these new camera cars you can inspect your track and watch it on television. Each car carries a color camera that pans and tilts and a 2.4 GHz transmitter. The equipment draws power from the track for a constant signal and consistent operation. The complete package includes a receiver that plugs into either the antenna jack or RCA input jacks on any television. Just plug the receiver into the TV, put the car on the track, and the picture will show up on the screen. The camera is great for showing details in lighted tunnels, or viewing the scene from the engineer's point of view.



K705-7401 WMDK TV Camera Car \$249.95



Just plug the receiver into the TV, put the car on the track, and the picture will show up on the screen.



K705-2111 UP RR Police Camera Car \$249.95

Camera Car Features:

- Operating Color Camera and Transmitter
- Camera Pans and Tilts
- Operates While Moving or Stationary
- Receiver Included
- Easy Hook up to TV
- Die Cast Truck and Helicopter Included

Dump Cars

These side dump cars are right at home on any railroad maintenance project, and can serve dual duty transporting bulk materials in revenue service. Activated by K-LINE's K-712RC remote controller or any manufacturer's operating track section, the body of the Coal Dump Car lifts up to deposit its simulated coal load trackside through the opening side panel.

Dump Car Features:

- 12" Long
- Remote Control Operated Dump Mechanism
- Lift-Up Tray (Coal Car)
- Lift-Up Platform (Log Car)
- Opening Side Panel (Coal Car)
- Fold-Down Stakes (Log Car)
- Die Cast Chassis
- Separate Metal Grab Rails
- Operating Die Cast Couplers
- Realistic Loads

Also Available:

K712-2111 UP Operating Coal Dump Car **\$54.95**

K-712RC Remote Controller **\$24.95**

Activate cars anywhere on your layout with this Remote Controller or any Uncoupling Section.

K713-1891 PRR Operating Log Dump Car **\$54.95**

K712-1031 Amtrak Operating Coal Dump Car **\$54.95**



Dump coal load in bin, or remove partitions to dump logs.

K-712B Dump Bin **\$19.95**



K713-1031 SF Operating Log Dump Car **\$54.95**

Dumps Anywhere
On Layout

The Log Dump Car features a lift-up platform and fold-down side stakes that allow the wood-grain logs to roll off onto the track right of way. The realistic movement of K-LINE's new side dump cars is sure to add fun and realism to any railroad operation.



Realistic and Highly Detailed

Operating Double Searchlight Cars

NEW!

After the crew pulled two double shifts in a row, the dispatcher sends them out again after midnight to work on that same section of track that the inspectors have been over and over. Use this double searchlight car to make sure they can see what they are working on. This new car features two operating searchlights that rotate as the car goes down the track. A die cast truck is also included when the crew needs to take a break and ride down to the doughnut store. It is open 24 hours.



Die Cast Pickup Included

K722-1371 Milwaukee Road Operating Double Searchlight Car \$39.95



K722-1751 New York Central Operating Double Searchlight Car \$39.95

Features:


- 13.5" Long
- Searchlights Rotate and Illuminate
- Die Cast Pickup Truck
- Die Cast Freight Trucks
- Metal Operating Couplers
- 31" Curves Recommended

K722-2111 Union Pacific Operating Double Searchlight Car \$39.95




State Quarter Banks

K-LINE's State Bank Cars complement the US Mint's 50 State Quarters Program, and both are issued in the same order that the states joined the Union. Painted a stunning metallic silver, the freight cars simulate the silver metal of the coins. The individual design of each state quarter is beautifully rendered on the side of each car, along with the US Mint 50 State Quarters logo and the date the state was admitted to the Union. A slot in the car's roof or body allows it to function as a bank, as well as a functional freight car.




K632-7437 Ohio Quarter
Tank Car Bank \$34.95




K632-7438 Louisiana Quarter
Tank Car Bank \$34.95

Also Available:

K613-7471 13 Colonies Smoking Extended Vision Caboose \$64.95



K623-7436 Tennessee Quarter
Die Cast Hopper Bank \$49.95



K652-7440 Mississippi Quarter
Die Cast Gondola Bank \$44.95



K765-7439 Indiana Quarter
Boxcar Bank \$44.95

Coca-Cola®

Nostalgia has a way of sneaking up on you. This nostalgic train set is based on a COCA-COLA set from the 1970s. All your favorites are here including COKE, TAB, SPRITE and FANTA ORANGE.

This train is available two ways. The train collector can purchase just the MP-15 diesel, caboose and three boxcars. It is also available as a complete set for the COCA-COLA collector or beginning railroader. This includes an oval track and an AC transformer.



K262B-11A COCA-COLA® Speeder w/2 Trailers \$64.95

COCA-COLA
Santa is driving
the Speeder



K641-5113 COCA-COLA® "It's the Real Thing" Musical Boxcar \$44.95



**K-1220 COCA-COLA® Nostalgic
"It's The Real Thing" Train \$174.95**

Train Set Includes:

- COCA-COLA® Nostalgic MP-15 Diesel
- COKE® Nostalgic Caboose
- Nostalgic Boxcar (SPRITE)
- Nostalgic Boxcar (TAB)
- Nostalgic Boxcar (FANTA)

Also Available:

**K-1226 COCA-COLA® Nostalgic
"It's The Real Thing" Complete Set \$239.95**

Also Includes:

- 31" x 41" SuperSnap Oval Layout
- AC Transformer

COCA-COLA® and COKE® brand trains and accessories are produced for The Coca-Cola Company, owner of the trademarks COCA-COLA, COKE, SPRITE, TAB, FANTA, the Dynamic Ribbon Device, the design of the contour bottle, the design of the contour glass, the Red Blue Icon, the design of the COCA-COLA Santa, the design of the COCA-COLA Polar Bear and the design of the COCA-COLA Seal by K-Line Electric Trains, an authorized dealer. © The Coca-Cola Company. All rights reserved.

K641-S1095 COCA-COLA®
Musical Holiday Boxcar on
Display Base \$44.95



K2625-02B COCA-COLA®
Handcar & Trailer \$64.95

Also Available:

**K-1013 COCA-COLA® Polar Bear
Handcar Set \$99.95**

- Handcar
- Trailer
- Track
- Power Pack

Handcar Features:

- AC Powered
- Compatible with O and D-27 Gauge
- Detailed Figures
- Wood Plank Detailing
- Trailer Connecting Bar
- Tool Box Details
- Two Roller Pickups



K2627-02 COCA-COLA® Trolley \$64.95

Trolley Features:

- Operating
- Forward and Reverse
- Equipped with StreamLighting®
- Perfect for Layout or Display



K661-5104 COCA-COLA® Flat Car w/2 1930s Cars \$39.95

Artwork on vehicles may change pending final approval.



K661-5108 COCA-COLA® Flat Car w/2 1930s Trucks \$39.95

Artwork on vehicles may change pending final approval.


K-1004 COCA-COLA® Diesel Freight Set w/horn \$209.95

K-1004 COCA-COLA® Diesel Set Includes:

- COCA-COLA® MP-15 Diesel Engine
- COCA-COLA® Caboose
- COCA-COLA® Boxcar
- COCA-COLA® Gondola with Crates
- Operating Searchlight Car
- SuperSnap™ 31" Curves (8)
- SuperSnap™ 10" Straights (4)
- Lighted Lockan
- Transformer

MP-15 Diesel Engine Features:

- Operating Horn
- Dual Motors
- Operating Headlight
- Operating Cab Light
- Quadra Grip™ Wheels
- 8-Wheel Drive
- Die Cast Trucks
- Metal Chassis & Handrails
- Operating Die Cast Couplers
- 3 Position Reversing Unit





K872-004 COCA-COLA® Beverage Truck \$29.95

Beverage Truck Features:

- Metal Grab Rail
- Detailed Cab Interior
- Opening Side Doors
- Interior Compartments
- Die Cast Chassis
- Underside Detailing
- Chrome Trim
- Detailed Wheels

Coca-Cola®

COCA-COLA® and CROWN® brand names and accessories are produced for The Coca-Cola Company, owner of the trademarks COCA-COLA, CROWN, the Dynamic Ribbon device, the design of the contour bottle, the design of the contour glass, the Red Star logo, the design of the COCA-COLA Signs, the design of the COCA-COLA Polar Bear and the design of the COCA-COLA Seal by E-LINE Electric Train, an authorized user. © The Coca-Cola Company. All rights reserved.



K-013104 COCA-COLA®
Tower w/ Rotating Bottle
\$44.95

Illuminated
Bottle



Aluminum
Tower



K4698-02002 COCA-COLA® Gallery of Refreshment \$59.95

Aluminum passenger-style car features gallery windows showcasing COCA-COLA® images from the past.

Artwork may change pending final approval.



K6341-5101 COCA-COLA® Aluminum Tank Car \$54.95



K6244-5101 COCA-COLA® 4-Bay Modern Hopper \$59.95



K762-5103 COCA-COLA® Historical Reefer #2282 \$49.95



K762-5102 COCA-COLA® Historical Reefer #4563 \$49.95



K762-5101 COCA-COLA® Historical Reefer #5563 \$49.95


Scale Reefer Features:

- 11.5" Long
- Die Cast Trucks
- All Metal Operating Couplers
- Opening Roof Hatches
- Separate Metal Ladders
- Separate Metal Grabrails
- Separate Metal Brakewheel
- Metal Chassis with Underside Detailing
- Metal Door Runners
- Opening Doors

Heavyweight Passenger Car Features:

- Overhead Streamlighting® Illumination
- Fully Furnished Interior with Passenger Figures Included
- Ventilators with Fully-Sprung Opening Doors
- Lighted Drumhead & Marker Lights (on selected items)
- Die Cast 6-Wheel Trucks
- Operating Die Cast Metal Couplers
- Diaphragms Included
- Separate Steel Grab Rails & Handrails
- Separate Metal Stops
- Metal Chassis with Undercarriage Detailing
- Fast Angle Wheels with Needle-Paint Axles

K-4898B COCA-COLA® 15" Heavyweight 2-PAC \$109.95



"Liberty" Coach



"Robinson" Pullman

K-4898A COCA-COLA® 15" Heavyweight 2-PAC \$109.95



Baggage #1886



"Soda Fountain Deys" Diner



COCA-COLA® and COKE® brand trains and accessories are produced by The Coca-Cola Company, owner of the trademarks COCA-COLA, COKE, the Dynamic Ribbon device, the design of the can, the four bottles, the design of the contour glass, the Red One logo, the design of the COCA-COLA Script, the design of the COCA-COLA Polar Bear and the design of the COCA-COLA Logo by K&E Electric Trains, an authorized user. © The Coca-Cola Company. All rights reserved.

Anheuser-Busch Trains for the Adult Collector




K616-5601A Anheuser-Busch Scale 4-PAC **\$199.95**

4-PAC includes: 150th Anniversary Smoking Wood-Sided Caboose • Die Cast Hopper
Die Cast Gondola w/ covers • Wood-Sided Reefer



104

www.k-line-trains.com



K641-5603 Anheuser-Busch 150th Anniversary 2002 Holiday Reefer **\$34.95**



© 2002 Anheuser-Busch, Inc., St. Louis, MO.

All rights reserved. Trademarks used under license, K-LINE Electric Train, license.



K762-5601 Budweiser Reefer #5705 \$49.95



K762-5604 Budweiser Beer Car Reefer # 3606 \$49.95



K762-5608 Anheuser-Busch "Adolphus" Wood-sided Reefer \$49.95



K762-5605 Malt Nutrine Beer Car Reefer # 3288 \$49.95




K762-5606 Anheuser-Busch Ice Car Reefer # 3605 \$49.95



K762-5603 Budweiser Beer Car Reefer #3603 \$49.95

G! Big News



For Anheuser-Busch G Scale Reefers, see page 125

Anheuser-Busch Trains for the Adult Collector

K623-5601 Anheuser-Busch Die Cast Hopper \$54.95

4 Different Road Numbers Available: #1001, #1002, #1003, #1004



Die Cast Hopper Features:

- 11.5" Long
- Die Cast Metal Body
- Spring Loaded Opening Doors
- Separate Steel Wire Grab Rails

K694-5601 Anheuser-Busch Auto Loader w/6 Die Cast Pick-Up Trucks \$69.95

106

www.k-line-trains.com



© 2007 Anheuser-Busch, Inc., St. Louis, MO.
All rights reserved. Trademarks used under license, K-LINE Electric Trains, licensee.



K6341-5602 Anheuser-Busch Corn Syrup Aluminum Tank Car \$54.95



K6341-5603 Anheuser-Busch Corn Syrup Aluminum Tank Car \$54.95



Tank Car Features:


- Extruded Aluminum Tank
- Die Cast End Logs
- Die Cast Platforms
- Prototypical Hatch & Vent Details
- Prototypical Catwalk Detail
- Runs on 0-31 Track



K6341-5604 Anheuser-Busch Corn Syrup Aluminum Tank Car \$54.95

Flat Car Features:

- Detailed Loads
- Die Cast Tracks
- All Metal Operating Couplers



K691-5602 Anheuser-Busch Flat Car w/Crates \$49.95



K691-5601 Budweiser Trailer on Flat Car \$49.95

Anheuser-Busch Complete Set for the Adult Collector

This set reproduces authentic paint schemes and rolling stock from Anheuser-Busch historic rail operations. Led by a smoking, die cast steam engine and tender, this complete train set features three prototypical wood-sided reefers to carry ice and other essential materials needed for the transportation of malt beverage. Also included are a double dome tank car and illuminated caboose. Track, transformer and sound controller complete the package.



Smoke about
Steam Engine



K-1011 Anheuser-Busch Historical Classic Train Set \$299.95

Train Set Includes:

- Die Cast, Smoking Steam Engine
- Tender with Whistle
- 3 Historical Reefers
- Double Dome Tank Car
- Illuminated Caboose
- SuperSnap 31" x 51" Oval Layout
- AC Transformer
- Whistle Controller
- Lighted Lockon

All Cars Feature:

- Separate Metal Details
- Die Cast Trucks
- Metal Operating Couplers





K-013105 Anheuser-Busch Bubbling Water Tower \$44.95

For the Adult Collector



Illuminated Bottle Rotates

K721-5601 Bud Light Rotating Bottle Car 39.95



K621-5602 Anheuser-Busch 2000 Holiday Hopper \$29.95



K-625902 Anheuser-Busch 1997 Holiday Hopper \$29.95



K621-5603 Anheuser-Busch Pride & Quality Hopper \$29.95



K71-005 Anheuser-Busch "Budweiser" Beverage Truck \$29.95

Trolley Features:

- Operating
- Forward and Reverse
- Equipped with StreamLighting™
- Perfect for Layout or Display



K2627-03 Anheuser-Busch "Budweiser" Operating Trolley \$64.95

NYPD

New York City's Finest have come to your train layout. These flat cars and die cast vehicles feature the colors and logo of the NYPD.



K691-8020 NYPD Flat Car w/2 vehicles \$44.95



K-94904 NYPD Mounted Police Pickup w/Horse Trailer \$14.95



K691-8019 NYPD Flat Car SUV & Tow Truck \$44.95



K661-6201 NYPD Flat Car w/2 Pedal Cars \$39.95

Also Available

K-64531 NYPD Police Cruiser Pedal Car \$5.95

K-94532 NYPD Tow Truck Pedal Car \$5.95



K-94902 American Heroes NYPD 4-PAC \$22.95



K662-6201 NYPD Flat Car w/Helicopter \$39.95

Texaco Die Cast Vehicles

These Texaco trucks and gas station create a vintage look on your layout. Choose from any of these trucks sold separately.



Texaco Vehicles Feature:

- 5.5" Long
- Die Cast Body
- Opening Hood
- Separate Details

K-94536	Texaco Pickup Truck	\$9.95
K-94537	Texaco Mini Tanker	\$9.95
K-94538	Texaco Road Assistance Truck	\$9.95
K-94539	Texaco Oil Delivery Truck	\$9.95
K-94540	Texaco Convertible Pace Car	\$9.95
K-94541	Texaco Tow Truck	\$9.95
K-94542	Texaco Fire Chief	\$9.95
K-94543	Texaco Delivery Van	\$9.95



TEXACO


Licensed
Product




Vehicles Not Included

K-40731 Texaco Gas Station \$14.95


Texaco Gas Station is 11" L x 6.5" H x 6" W



"Louis Pasteur" Pullman



"Walter Reed" Pullman



"Eli Metchnikoff" Pullman

American Red Cross

K-4899A Red Cross 15" Heavyweight 3-PAC \$99.00


For every 3-PAC of American Red Cross Pullman Cars sold we will donate the profits to the Red Cross. These 15" Heavyweight Cars are based on three Pullman Sleepers that were rebuilt for the Red Cross in 1917. They operated as laboratories on rails and were used to control epidemics. American Railroads willingly moved these cars around the country to help do their part to aid the prevention of disease. Each car was named after a leader in the field of communicable diseases.



The railroad has played an important role in the growth of the Ford Motor Company. Whether it was moving raw materials to the Ford factories, or transporting finished automobiles to auto showrooms, it was done by rail. Ford owned a fleet of railroad cars for these purposes. These flat cars carrying die cast vehicles provide a unique look to your railroad.



K691-6002 Ford Flat Car w/Die Cast 55, 66, 00 T-Birds \$44.95



K694-6001 Ford Auto Loader w/ 6 Die Cast Vehicles \$64.95




K691-6003 Ford Flat Car w/Die Cast 97 Ford F150's \$44.95

© 2002 Ford Motor Company

Good Humor

Childhood memories of the summer always include the ice cream man, and there is only one ice cream. That's the Good Humor Man. These die cast pedal cars replicate the classic look of this famous ice cream brand.





The Heinz Pickle Factory is an historic landmark in its hometown of Pittsburgh, PA. The company fully utilized the rails to transport its 57 varieties. These historic reefers and pickle cars would look right at home on any layout.



K675-5203 Heinz Pickles Vat Car (#56) \$32.95



K675-5204 Heinz Pickles Vat Car (#66) \$32.95



K642-5208 Heinz Pickles Wood-Sided Reefer (#363) \$32.95



K642-5209 Heinz Pickles Wood-Sided Reefer (#374) \$32.95

Celebrate A Birthday

Looking for the perfect birthday present for a fan? A boxcar that plays Happy Birthday is the answer. Give this colorful boxcar as a gift and the receiver will have a smile on his face and a song in his heart.

Write Birthday
Information on Door



K-641-7410 Happy Birthday Musical Boxcar \$39.95

Special Addition

One of the most beloved K-LINE items, the Special Addition Boxcars for Girls and Boys now plays three lullabies at the push of a button. While you commemorate a new member of the family, you can also soothe the little one back to sleep.



K-64275 Special Addition "It's a Girl" Musical Boxcar \$39.95

Personalize Car with
Baby's Vitals



K-64285 Special Addition "It's a Boy" Musical Boxcar \$39.95

Maximum Quality, Minimum Price


The Seaboard Air Line Railroad ran "Through the Heart of the South," serving six southeastern states with track over 4,200 miles. It was the first bankrupt railroad of the Great Depression, but managed to survive and, beginning in 1967, went through several mergers to ultimately become a key part of CSX.

K-21791A Seaboard Alco AA & Caboose \$174.95

Includes: • Powered Alco A Diesel w/ Horn • Dummy Alco A Diesel • Illuminated Caboose



K641-1551A Florida East Coast Boxcar 2-PAC \$59.95



K641-1792 New Haven Boxcar \$29.95

2 Different Road Numbers Available: # 55003, # 55004

2 Different Numbers



K661-8552 FEC Classic Flat Car w/White Whale Vats \$29.95



K661-1752 NYC Classic Flat Car w/Die Cast Cannons \$35.95

Train 19


Train 19 offers the best value in O-27 Scale Freight Cars. Backed by over 25 years of quality and innovation, these value-priced cars offer a terrific opportunity to begin a new hobby or expand and existing consist. Features include die cast trucks and wheels, operating metal couplers and needle-point axles for high-quality performance you've come to expect from K-LINE. Opening boxcar doors, caboose illumination, metal tank car handrails, and a tremendous variety of road names combine to offer the most incredible realism available in the entry-level market.



K640-3251 C&E Boxcar \$19.95



K611-2112 UP Illuminated Caboose \$19.95



K631-1751 NYC Pacemaker Tank Car \$19.95



K640-1060 Santa Fe Boxcar \$19.95



K622-1451 D&H Ribbed Hopper \$19.95



K621-3721 Lehigh & New England Hopper \$19.95



K621-2112 UP Hopper \$19.95




K682-2031 SP Work Caboose \$19.95



K682-1091 B&O Work Caboose \$19.95

Also Available:

- | | |
|--|---------|
| K611-1751 NYC Illuminated Caboose | \$19.95 |
| K621-1891 PRR Hopper | \$19.95 |
| K621-8013 Genesee & Wyoming Hopper | \$19.95 |
| K622-1471 Lackawanna Ribbed Hopper | \$19.95 |
| K622-1891 PRR Ribbed Hopper | \$19.95 |
| K631-1931 Reading Tank Car | \$19.95 |
| K640-1071 Atlantic Coast Line Boxcar | \$19.95 |
| K640-1411 Conrail Boxcar | \$19.95 |
| K640-1493 Rio Grande Boxcar | \$19.95 |
| K640-1731 Katy Boxcar | \$19.95 |
| K640-4161 Rutland Boxcar | \$19.95 |
| K661-1431 CSX Flat Car w/Ford Pick Up & Figures | \$19.95 |
| K661-1491 Rio Grande Flat Car | \$19.95 |
| K661-1751 NYC Flat Car | \$19.95 |
| K661-1893 PRR Flat Car w/bulkheads and stakes | \$19.95 |



K661-1011 Alaska Flat Car w/Die Cast Ford Truck & Figures \$19.95

Starlite Diner

Hungry for a highly-detailed accessory for your layout? The aluminum Starlite Diner offers the latest cuisine and plateful of features. It includes a lighted roof sign, neon signs in the windows, figures and detailed interior, StreamLighting, smoke and music.

Diner Features:

- Aluminum Body
- Lighted Sign
- Neon Window Signs
- Detailed Interior with figures
- Smoking
- Plays "Let's Twist Again"
- Plenty of Free Parking

Plays "Let's Twist Again"



K-42404 Starlite Diner \$79.95

Vehicles not included

Smoking



Lighted Sign



OPEN

Neon Window Signs

Detailed Interior with figures



Base Approximately 16 1/4" x 10 1/8"

Colonial House

Expand the neighborhood on your layout with this detailed 2-story home with all the amenities. The Colonial House features a smoking chimney, interior StreamLighting and operating swing on the expansive front yard.

Colonial House Features:

- Sturdy ABS Plastic House
- Smoking Chimney
- Interior StreamLighting
- Operating Swing
- Expansive Front Yard
- 4 Figures

K-42405 Colonial House \$69.95

Vehicle not included



Smoking!

Moving Swing



Painted Figures on Bench



Conrail Paint Shop

With every new railroad merger, freight cars are scheduled to get repainted. During the brief life of Penn Central, many cars avoided the paint shops. With the creation of Conrail, cars lettered for New York Central and Pennsylvania were still traveling the rails. Today New York Central Boxcar #164204 is due to be painted in the Conrail livery.

NEW!

Scale Boxcar Included



Worker #1 Slides Stencil in Place

Worker #2 Turns to Paint

K-42406 Conrail Railroad Paint Shop \$79.95

Base Approximately 13" x 5.5"

At the push of a button, one worker slides the stencil into place and the other worker turns to paint the car. This accessory includes this unique scale boxcar in the midst of being repainted.

Clear Skylights



"Retro Manufacturing" Factory

Do your part to help the economy and open a manufacturing facility in your hometown. The factory is illuminated with StreamLighting and features a smoking chimney. The fork lift moves back and forth on the loading dock, while a worker sweeps the sidewalk on the other side of the building.

Factory Features:

- Sturdy ABS Plastic Factory
- Smoking Chimney
- Interior StreamLighting
- Open Windows
- Moving Forktruck
- Moving Sweeper

Smoking!



Moving Forktruck

Interior StreamLighting

Worker Sweeping



K-42403 Operating Factory \$69.95

Boxcar not included




Concept Model Shown

Base Approximately 10" x 13"

The Difference is in the Details

Every layout is judged by the details that make the big picture, and K-LINE wants your layout to be the best. We are expanding our line of new operating accessories with the Fisherman on a Trestle. Your friends will marvel at your ingenuity of the stream with real running water that re-circulates back to the top. The fisherman rocks back and pulls the fish out of the water for all to see.

K-42402 Fisherman on Trestle \$69.95



Real Running Water

Base Approximately 17" x 12"

This accessory is designed to go under your track for added realism, or it can stand alone with abandoned trestles. It is designed to be used with either our bridge piers or our trestle sets. Both support systems elevate any track to a height of 6 inches.



Fisherman Catches Fish

K-41813 Bridge Piers (2) \$15.95
Elevate Track 6 Inches High

Caboose Yard Office

Caboose Yard Office Features:

- Overhead StreamLighting™ Illumination
- Operating Smoke Unit with On-Off Switch
- Fully Furnished Interiors
- 6 Figures
- Simulated Fire

The daily running of a railroad is a very hectic operation. Thankfully the people in the yard office keep it running smoothly. A beehive of activity, the caboose office handles all the days scheduling, switching, equipment maintenance and more. K-LINE now offers you the ability to bring order to your railroad. Our caboose office features a scale, smoking, illuminated, woodside caboose with interior, minus the trucks, the figures shown, a simulated trash fire all in a very typical railroad setting.

K-42401 NYC Caboose Yard Office \$79.95



Approximately 14" Tall



Lighted Torch & Crown


K-41932 Statue of Liberty on Base \$29.95

She is a symbol of freedom and continues to cast a watchful eye over your layout and remind the good citizens of your town what it means to be an American. This fully-assembled model features a lighted torch and crown, and rises above a landscaped base.

Also Available:

K-41931 Statue of Liberty Kit \$9.95

Landscaped Base



K-41811 Graduated Trestle Set (24) \$24.95

Raise Track Up To 6 Inches High

Also Available:

K-41812 Elevated Trestle Set (10) \$19.95

Elevate Track 6 Inches High



K-0133 Searchlight Tower \$30.95

Two high-intensity lights really illuminate your train yard.

K-0132EX Revolving Beacon \$30.95



A vibrating motor attached to rubber feet causes the beacon to rotate slowly, casting red and green shadows on your layout.

Warning light on top blinks.



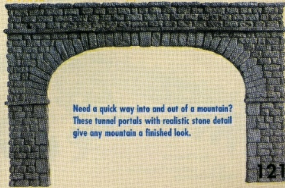
K-013101 Dairyman's League Bubbling Water Tower \$39.95

A light illuminates the tube and tower while the resulting heat causes the liquid to bubble.

K-41841 Single Tunnel Portals (2) \$12.95



K-41842 Double Tunnel Portals (2) \$17.95



Need a quick way into and out of a mountain? These tunnel portals with realistic stone detail give any mountain a finished look.

SuperSnap® Track

Ordering Information

K-0705	SuperSnap 31" Curve (8/circle), carded (4)	\$15.00
K-0706	SuperSnap 31" Curve (8/circle)	\$3.49
K-0707	SuperSnap 1/2 31" Curve	\$3.49
K-0716	SuperSnap 42" Curve (12/circle)	\$3.49
K-0717	SuperSnap 1/2 42" Curve	\$3.49
K-0718	SuperSnap 54" Curve (16/circle)	\$3.49
K-0719	SuperSnap 63" Curve (16/circle)	\$3.95
K-0720	SuperSnap 81" Curve (16/circle)	\$4.95
K-0722	SuperSnap 72" Curve (16/circle)	\$4.49
K-0723	SuperSnap 96" Curve (16/circle)	\$4.99
K-0724	SuperSnap 120" Curve (16/circle)	\$5.75
K-0730	SuperSnap 10" Straight, carded (4)	\$15.00
K-0731	SuperSnap 3.5" Straight	\$3.49
K-0732	SuperSnap 4" Straight	\$3.49
K-0735	SuperSnap Remote Uncoupling Section	\$9.95
K-0736	SuperSnap 10" Straight	\$3.49
K-0737	SuperSnap 1/2 Straight	\$3.49
K-0739	SuperSnap Conversion Sections, carded (2)	\$4.99
K-0751	SuperSnap 20" Straight	\$6.99
K-0752	SuperSnap 40" Straight	\$12.99
K-0759	SuperSnap 60 Degree Crossover	\$17.95
K-0760	SuperSnap 90 Degree Crossover	\$17.95
K-0763	SuperSnap 31" Remote Switch, LH	\$49.95
K-0764	SuperSnap 31" Remote Switch, RH	\$49.95
K-0775	SuperSnap 72" Remote Switch, LH	\$59.95
K-0776	SuperSnap 72" Remote Switch, RH	\$59.95
K-0795	SuperSnap Lighted Blumper on Track (2)	\$11.95
K-0798	SuperSnap Terminal Track, Lighted only	\$5.95
K-0799	SuperSnap Terminal Track, Surge Protection	\$14.95



K-0737 SuperSnap 1/2 Straight




K-0736 SuperSnap 10" Straight




K-0739 SuperSnap 10" Conversion Sections (2)




K-0706 SuperSnap 31" Curve



K-0759 SuperSnap Crossover, 60 Degree



K-0760 SuperSnap Crossover, 90 Degree




Super "K"™ Straight with a SuperSnap Conversion Piece and a SuperSnap Straight



O Gauge Straight with a SuperSnap Conversion Piece and a SuperSnap Straight

SuperSnap is a registered trademark of MDK, Inc and is protected under Patent No. 6,398,120



122 www.k-linetrains.com

SUPER SNAP

SUPER SNAP
SNAP-TOGETHER THEIR TUBULAR TRACK BY K-LINE™ ELECTRIC TRAINS

Upgrade Your Layout

K-0763/64 Exact Footprint Replacement for Lionel 022 Switch



Best Switch Ever Made!

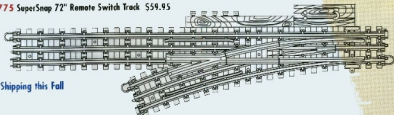
K-0763 Super Snap 31" Remote Switch Track \$49.95

Switch Features:


- Micro Motor Powered
- LED Indicators
- Non-Derailing
- Low Profile Switch Housing
- Operates on Fixed or Track Voltage
- Connects with all Tubular Track

Smoothest Riding • Most Realistic • Quietest

K-0775 SuperSnap 72" Remote Switch Track \$59.95



Shipping this Fall




K-0375 0 42" Left Hand Remote Switch \$47.95

The Protector™ Lockon

Guard your valuable on-board electronics with the Protector Lockon. The illuminated Protector works with any O Gauge track to absorb power surges and guard against power spikes. Includes easy-to-connect banana plugs.

K-0690 Protector™ Lockon \$14.95



K-0795 Lighted Bumper on Track (2) \$11.95

K-014101 Lighted Bumper (2) \$7.95



K-0798 Terminal Track w/Light \$5.95

K-0799 Terminal Track
w/Surge Protection \$14.95

G Scale Speeders and Wood-Sided Reefers

These Speeders and Reefers are compatible with all G Scale Layouts.



K-92007 Milwaukee Road G Scale Speeder 49.95

G Scale



K-92006 NYC G Scale Speeder 49.95

G Scale



K-92009 Long Island G Scale Speeder 49.95

G Scale



K-92008 Western Pacific G Scale Speeder 49.95

G Scale

K923-004 Anheuser-Busch
Malt Nutrine G Scale Reefer
\$69.95

G Scale



NEW!
G SCALE



© 2002 Anheuser-Busch, Inc., St. Louis, MO. All rights reserved.
Trademarks used under license, K-LINE Electric Trains, Kenner.



K923-003 Anheuser-Busch Beer Car G Scale Reefer \$69.95

G Scale



K923-005 Anheuser-Busch Ice Car G Scale Reefer \$69.95

G Scale



K923-001 Heinz Mustard G Scale Reefer \$69.95

G Scale



K923-002 Heinz Ketchup G Scale Reefer \$69.95

G Scale

A licensed product of H.J. Heinz Company, LP. © 2002

1:43 K-LINE Cruisers

The die cast vehicles are perfect to dress up any layout or collection. With the variety of eras and styles represented, you are bound to find your favorites among them.

All Single Vehicles \$4.95 unless otherwise noted.

Colors may vary. Check your retailer for availability

Caravans



K-94426 MGB Soft Top with Caravan \$9.95



K-94428 VW Beetle Soft Top with Caravan \$9.95

1950s

Also Available:

- K-94201 1957 Chevrolet Bel Air
- K-94203 1957 Chevrolet Nomad
- K-94204 1953 Ford F-100 Pickup
- K-94215 1957 Ford Ranchero
- K-94220 1956 Porsche 356B/C
- K-94222 1958 Edsel Citation
- K-94704 1958 Buick
- K-94734 1959 Cadillac Series 62
- K-94884 1955 Cadillac Eldorado



K-94202 1955 Ford Crown Victoria



K-94694 1955 Buick



K-94228 1955 Ford Thunderbird



K-94744 1955 Oldsmobile Super 88

Also Available:

- K-94423 VW Microbus with Caravan \$9.95
- K-94424 1958 Porsche 356B Coupe with Caravan \$9.95
- K-94425 MGB Convertible with Caravan \$9.95
- K-94427 VW Beetle Cabriolet with Caravan \$9.95
- K-94429 MB 190SL Cabrio with Caravan \$9.95



K-94209 1957 Chevrolet Corvette

1960s



K-94227 1964 Shelby Cobra 427S/C



K-94534 1967 Chevy Corvette



K-94634 1964 Ford Mustang

Also Available:

K-94206 1960 Volkswagen Karmann Ghia

K-94216 1967 Chevrolet Camaro Z-28

K-94210 1967 Volkswagen Beetle

K-94224 1966 Ford Thunderbird

K-94214 1968 Shelby GT-500KR

K-94544 1969 Chevy Corvette

1920s & 1930s European



K-94303 1936 Benz Classic Hard Top

1920s & 1930s



K-94230 1937 Ford V8 Convertible



K-94302 1931 Model A Ford Classic Coupe

Also Available:

K-94232 1934 Ford Pickup



K-94307 1929 British Classic Hard Top



K-94231 1932 Ford 3-Window Coupe



K-94305 1927 Cadillac Classic Hard Top



K-94306 1927 Cadillac Classic Convertible

K-94309 1934 Italian Classic

Also Available:

K-94304 1936 Banz Classic Convertible



K-94308 1929 British Classic Convertible

All Single Vehicles \$4.95 unless otherwise noted. Colors may vary. Check your retailer for availability

1:43 K-LINE Cruisers

1940s



K-94684 1949 Buick

All Single Vehicles \$4.95 unless otherwise noted. Colors may vary. Check your retailer for availability

Also Available:

- K-94212 1948 Ford F-1 Pickup
- K-94223 1949 Cadillac Coupe De Ville
- K-94229 1948 Tucker

Modern Vehicles



K-94894 1976 Cadillac Coupe de Ville

Also Available:

- K-94205 1995 Ford F-150 Pickup
- K-94211 1978 Volkswagen Rabbit
- K-94213 1997 Mercedes-Benz M-Class
- K-94217 1997 Ford XLT F-150 Flareside Super Cab
- K-94218 1971 Plymouth GTX
- K-94219 1996 Porsche 911 Turbo 993
- K-94221 1998 Porsche 911 Carrera 996
- K-94225 2000 Ford Thunderbird convertible
- K-94226 2000 Ford Thunderbird hardtop
- K-94233 1998 Toyota Land Cruiser
- K-94301 US Army Mercedes Jeep
- K-94644 1989 Ford Mustang GT
- K-94654 1994 Ford Mustang GT
- K-94664 Ford Mustang Mach III
- K-94754 1970 Oldsmobile 442 W-30
- K-94401 Mini Cooper
- K-94402 1990 Chevrolet Tahoe
- K-94403 1999 Chevrolet Silverado
- K-94404 2000 Ford Crown Victoria Highway Patrol
- K-94405 2000 Ford Crown Victoria Police Supervisor

- K-94406 2000 Ford Crown Victoria Michigan St Police
- K-94407 1998 Isuzu VehiCROSS
- K-94408 2001 Land Rover Freelander
- K-94409 2001 Land Rover 4.6HSE
- K-94410 1998 Lexus GS300
- K-94411 1999 Lexus RX300
- K-94412 1989 Mazda MX-5
- K-94413 1980 MGB Convertible
- K-94414 1976 MGB Soft Top
- K-94415 Mitsubishi Lancer Evolution VI
- K-94416 Mitsubishi Pajero
- K-94417 1999 Saab 9.3 coupe
- K-94418 1999 Saab 9.5 sedan
- K-94419 1996 Saab 9.5 Touring
- K-94420 1996 Toyota RAV4
- K-94421 1965 VW Beetle soft top
- K-94422 1965 VW Beetle hard top
- K-94423 VW Microbus
- K-94431 US Army Jeep Willy

Urban Road & Work Vehicles



- K-94435 Front Loader
- K-94436 Bulldozer
- K-94437 Pick Up Lorry



- K-94432 Road Sweeper
- K-94433 Snow Plow

Also Available: K-94434 Excavator

Buses & Coaches



K-94444 School Bus \$9.95



- K-94448 Classic Transporter Classic Coach \$9.95
- K-94449 Greenland Tours Classic Coach \$9.95
- K-94450 Commercials Group Classic Coach \$9.95

Buses & Coaches Feature:

- 8.25" Long
- Opening Doors



- K-94445 Starline Tour Bus \$9.95
- K-94446 International Airline Tour Bus \$9.95
- K-94447 Sunnyside Express Tour Bus \$9.95



K-94352 ATSF 53 Ford Pick-up



K-94353 BNSF 97 Ford Pick-up



K-94355 NS 95 Ford Pick-up



K-94356 PRR 53 Ford Pick-up



K-94357 SP 97 Ford Pick-up

Railroad Vehicles

Every railroad needs a sturdy work truck around the yard, and these die cast trucks can do the job. Decorated with railroad logos, these trucks provided the added details to any scene.



K-94351 Amtrak 95 Ford Pick-up

Also Available:

K-94354 CSX 95 Ford Pick-up

K-94358 UP 95 Ford Pick-up

K-94359 B&O 48 Ford Pick-up

K-94360 C&D 48 Ford Pick-up

K-94361 GN 48 Ford Pick-up

K-94362 MDW 53 Ford Pick-up

K-94363 Reading 48 Ford Pick-up

K-94364 C&NW 53 Ford Pick-up

K-94365 FEC 98 Ford Pick-up

All Single Vehicles \$4.95 unless otherwise noted. Colors may vary. Check your retailer for availability

K-LINE Vehicles



K-94533 K-LINE Pedal Car \$5.95

Also Available:
K-94535 K-LINE Ford SuperCab

Classic Pickups with Loads

K-94438 Eagle Gas Classic Truck

K-94439 Natural Source Wood Classic Truck

K-94440 Best Quality Tires Classic Truck

K-94441 Cat Wine Classic Truck

K-94442 My Caffe Caffe Classic Truck

K-94443 Wheat Classic Truck



Transformers, Trucks & Books



K-5001S Scale Bettendorf Freight Truck (2) \$14.95

K-5004S Scale Timken Freight Truck (2) \$14.95



K-4600SP Scale Streamliner Passenger Truck w/Pickups (2) \$24.95



K-4400SP Scale Heavyweight Passenger Truck w/Pickups (2) \$24.95



K-4620SP Scale Horizon Passenger Truck w/Pickups (2) \$24.95



K-0954 110 Watt AC Transformer \$89.95



K-0950 40 Watt AC Transformer \$43.95



K-0001 Operating O and O-27 Trains

This comprehensive guide covers everything from "how to begin" to detailed landscaping techniques. Chapters include information

on construction of tables, electrical wiring and operation of various transformers. This soft cover guide will transport any hobbyist from the four walls of the room to a railroad empire.

8-1/2" x 11" Format. 240 Pages. Fully Illustrated. **\$9.95**



K-0004 Track Layout and Accessory Manual

This is a great book that puts a whole lot of information together in a very

straightforward format. The content is a step-by-step approach to the layout and operation of trains. Learn about the different track configurations from the pros, as well as train maintenance, the operation of accessories and more. This is the easiest, most basic book available from this collection, perfect for the beginner hobbyist.

8-3/8" x 10-7/8" Format. 64 Pages. Fully Illustrated. **\$3.95**

The perfect companion to the hardcover K-LINE Collector's Guide, the pocket edition features over 2700 listings—including more than 600 new listings from 1999 and 2000 not listed in the hardcover volume. All cars and engines are listed by number and by railroad to quickly locate the items you need. 4" x 8-1/2" Format. 152 Pages. **\$14.95**



K-0002 Complete Service Manual for Lionel Trains

Your single source for all schematic and wiring diagrams, item descriptions and repair and operating instructions. Additional pages include the Lionel instruction sheets that accompany all engines, operating cars and accessories. This library edition hardcover book is designed for a lifetime of use. 5-1/2" x 8-1/2" Format. 732 Pages. Fully Illustrated. **\$19.95**



K-0006 K-LINE Electric Train Track Layouts

Part of the fun with K-LINE trains is arranging and rearranging the track sections

to create custom layouts. Included in these pages is an endless variety of arrangements to operate one, two or more trains through double-track mainlines, around figure 8s, through "S" bends and reversing loops—even through freight yards. All plans are designed for snap-together sectional track for floor or tabletop assembly and operation. 64 Pages. Fully Illustrated. Full Color. **\$9.95**

K-0012 Pocket Edition



K-0003 Complete Service Guide for American Flyer Trains

A valuable reference book, this one volume encyclopedia will appeal to any train buff. From the pages of the A.G. Gilbert service manuals come: schematic and wiring diagrams, a description of each item, repair and operating instructions for all items, a parts list and master number index. Additionally, sheets and booklets that accompany engines, operating cars and accessories are included. This hardcover book will stand up to a lifetime of use. 7" x 10" Format. 402 Pages. Fully Illustrated. **\$29.95**



K-0011 K-LINE Collector's Guide

The K-LINE Collector's Guide, Volume records production history

from the first O-2 freight cars manufactured in 1985 to the prototypical scale engines and cars of 1998. Based on manufacturing records and extensive company archives, The Collector's Guide features a complete, illustrated list of K-LINE's first 15 years of train production, including dozens of uncataloged and specialty cars and train sets. This hardbound volume includes more than 1600 full color photos, a complete numerical listing of all items, plus interesting stories behind production anomalies and limited editions. 9-3/8" x 11-1/2" Format. 304 Pages. Fully Illustrated. **\$59.95**

K-LINE Collector's Club Options

New for 2002: Only \$139

PENNSYLVANIA A5 SWITCHER

The K-LINE Collector's Club continues to offer the best value in model railroading, including free premium items and exclusive purchase opportunities. This year's membership premium is a highly-detailed, die cast A5 steam engine and tender from Korea for only \$139. That's for the conventional version with a whistle, and the price includes a yearly Membership in KCCC. Want a fully-loaded A5 with Lionel RailSounds, TrainMaster Command Control and Electrocouplers? The command version is \$269 and includes a 2 year Membership in KCCC. A basic Yearly Membership is also available for \$60 and features 2 great O Gauge Freight Cars. Go to www.k-linetrains.com today to sign up for the club that keeps getting better.

KCC
K-LINE®
COLLECTORS CLUB

Join Now to Make Sure You
Know What's Coming for 2003!

1 YEAR MEMBERSHIP

KCC-2002A 2 Freight Cars \$60

- New York Central System Boxcar
 - Great Northern Aluminum Tank Car
- Membership Expires Jan. 31, 2003 add \$10 S&H


KCC-2002G A5 Switcher \$139

- Road Number 94 w/smoke & whistle
- Membership Expires Jan. 31, 2003 add \$14 S&H

2 YEAR MEMBERSHIP

**KCC-2002G2 A5 Switcher,
Command Version \$269**

- Road No. 913 with Lionel RailSounds, TMCC, Smoke & Electrocouplers
- Membership Expires Jan. 31, 2004
Add \$14 Shipping & Handling



A5 FEATURES:

- Die Cast engine and Tender (17" Long)
- 4 interconnected pick-up rollers prevent stalling on switches and crossovers
- Newly tooled to the latest industry quality standards
- Blackened side rods and rims
- Gold plated bell, whistle and pop-off valves
- Powerful can motor with flywheel and dual traction tires for superb pulling performance
- 24:1 gear ratio for smooth running at prototypical speeds
- Realistic engineer and fireman figures
- Directional lighting
- Realistic puffing smoke unit synchronized to locomotive speed

Command version also features:

- Steam engine sounds synchronized to smoke unit and pistons in both TMCC and conventional operation!
- Front and rear electrocouplers for realistic yard action!
- Lionel RailSounds and TrainMaster Command Control
- Screaming brake sounds!
- TowerComm control tower announcements*
- CrewTalk radio chatter!

*When operated with Lionel TMCC controller.



Great Northern Aluminum Tank Car



New York Central System Boxcar

131

K-LINE® SUPER STORES

DALLAS, TX

Collectible Trains & Toys
200 Skillman Grocing Center, Dallas, TX 75243
Phone: (214) 373-9469, (800) 462-4992
Web: www.trainstoytrains.com

MILFORD, OH

Davis Electronics
217 Main Street, Milford, OH 45150
Phone: (513) 831-6425, (800) 448-1060
Web: www.daviselectronics.com

HAMBURG, NY

Hornburg Model Railroad Station
4 Scott Street, Hamburg, NY 14075
Phone: (716) 449-3568, (800) 538-9180
Web: www.hornburgmodelrr.com

COON RAPIDS, MN

Ill Rail Trains
536 Northdale Boulevard, Coon Rapids, MN 55418
Phone: (763) 767-9545, (888) 251-2445
Web: www.illtrains.com

BROOMMALL, PA

Nicholas Seiff Toys
2343 West Chester Pike, Broomall, PA 19008
Phone: (610) 358-2327, (800) 905-5396
Web: www.seiff.com

ROCHESTER, NY

Dalwick's Hobbies
2222 Lyell Avenue, Rochester, NY 14626
Phone: (716) 428-6683, (800) 259-5444
Web: www.dalwick.com

YUBA CITY, CA

Western Depot
1650 Sierra Ave., Suite 203, Yuba City, CA 95993
Phone: (530) 873-6776
Web: www.westerndepot.com

CHICAGO, IL

Chicagoand Hobby
6017 NW Highway, Chicago, IL 60631
Phone: (773) 775-6069
Web: www.chicagoandhobby.com

INDIANAPOLIS, IN

Train Express
4310 W. 96th Street, Indianapolis, IN 46268
Phone: (317) 879-9300, (800) 428-6177
Web: www.trainexpress.com

SCRANTON, PA

Scranton Hobby Center
317 Lockwood Avenue, Scranton, PA 18503
Phone: (570) 342-1963
Web: www.scrantonhobby.com

WINSTON-SALEM, NC

The Train Loft
4067 E. Colony Club Rd., Winston Salem, NC 27104
Phone: (336) 740-9817, (877) 550-6019
Web: www.trainloft.com

DELRAN, NJ

M & G Hobbies
2902 Route 130, Delran, NJ 08075
Phone: (856) 461-3553
Web: www.mandghobbies.com

FEASTERVILLE, PA

Toy Train Station
21 East Street Road, Feasterville, PA 19053
Phone: (215) 322-5182
Web: www.toytrainstation.com

MOUNTAIN LAKES, NJ

The Train Station
110 Remond Road, Mountain Lakes, NJ 07046
Phone: (973) 263-1979
Web: www.train-station.com

NEWARK, DE

Just Trains
26278 Capital Trail, Newark, DE 19711
Phone: (302) 453-9742
Web: www.justtrains.com

E-LINE's Internet home page
(www.k-line.com)
provides a link to all the
SuperStore Web sites.



K-LINE® ELECTRIC TRAINS

FACTORY

P.O. Box 2831
Chapel Hill, NC 27515
Phone: (919) 929-4360
Fax: (919) 929-4050
Web: www.k-linetrains.com

CUSTOMER SERVICE

Mon-Fri 8:30am - 4:30pm ET
RCC (Retail): (919) 929-8420
E-mail: info@k-linetrains.com
Parts & Service: (919) 929-1116
E-mail: service@k-linetrains.com
Toll-Free Fax: (877) 269-4111

DIRECTOR OF SALES

Nicholas B. Ladd
P.O. Box 2831
Chapel Hill, NC 27515
Phone: (919) 929-4360
Fax: (919) 929-4050
E-mail: NLadd@k-linetrains.com

EAST COAST

SALES MANAGER
Frank Finestrain
P.O. Box 2831
Chapel Hill, NC 27515
Phone: (813) 252-5389
Fax: (410) 458-6174
E-mail: FFinestrain@k-linetrains.com

MIDWEST & WEST MANAGER


Bill Swarthout
2721 Brinley Court
Avon, OH 44011
Phone: (440) 326-6444
Fax: (440) 927-6771
E-mail: KLineMidwest@aol.com

WEST COAST

SALES MANAGER
Bob Crane
3355 E. Woodhaven St.
Sunnyvale, CA 95063
Phone: (865) 383-8185
Fax: (865) 578-2554
E-mail: westral@earthlink.net

www.k-linetrains.com

© 2002 HO, Inc., Chapel Hill, NC 27515
Includes all photographs, text and diagrams. All rights reserved. Products
and prices shown in this catalog may vary after publication. Printed in USA.
All Sales Final.



K-LINE® SUPER STORES

DALLAS, TX
Collectible Trains & Toys
200 Skillman Crossing Center, Dallas, TX 75243
Phone: (214) 373-9469, (800) 462-4902
Web: www.trainsandtoys.com

MILFORD, OH
Davis Electronics
217 Main Street, Milford, OH 45150
Phone: (513) 831-6425, (800) 448-1060
Web: www.davis trains.com

HAMBURG, NY
Hamburg Model Railroad Station
4 Scott Street, Hamburg, NY 14075
Phone: (716) 649-3568, (800) 538-9100
Web: www.hamburgmodelrr.com

COON RAPIDS, MN
III Rail Trains
536 Northdale Boulevard, Coon Rapids, MN 55448
Phone: (763) 767-9545, (888) 291-7245
Web: www.3railtrains.com

BROOMALL, PA
Nicholas Smith Trains
2343 West Chester Pike, Broomall, PA 19008
Phone: (610) 356-2377, (800) 905-5505
Web: www.nsttrains.com

ROCHESTER, NY
Dispatch Junction
2222 Lyell Avenue, Rochester, NY 14618
Phone: (716) 426-6685, (800) 259-3024
Web: www.djunction.com

YUBA CITY, CA
Western Depot
1650 Sierra Ave., Suite 203, Yuba City, CA 95993
Phone: (530) 673-6776
Web: www.westerndepot.com

CHICAGO, IL
ChicagoLand Hobby
6017 NW Highway, Chicago, IL 60631
Phone: (773) 775-4848
Web: www.chicagoland-hobby.com

INDIANAPOLIS, IN
Train Express
4310 W. 96th Street, Indianapolis, IN 46268
Phone: (317) 879-9300, (800) 428-6177
Web: www.trainexpress.com

SCRANTON, PA
Scranton Hobby Center
517 Lackawanna Avenue, Scranton, PA 18503
Phone: (570) 342-1963
Web: www.scrantonhobby.com

WINSTON-SALEM, NC
The Train Loft
4007-B Country Club Rd., Winston-Salem, NC 27104
Phone: (336) 760-9817, (877) 550-6019
Web: members.aol.com/jkanc52032/index.html

DELTRAN, NJ
M & G Hobbies
2902 Route 130, Delran, NJ 08075
Phone: (856) 461-3553
Web: www.mandghobbies.com

FEASTERVILLE, PA
Toy Train Station
21 East Street Road, Feasterville, PA 19053
Phone: (215) 322-5182
Web: www.toytrainstation.net

MOUNTAIN LAKES, NJ
The Train Station
10 Romaine Road, Mountain Lakes, NJ 07046
Phone: (973) 263-1979
Web: www.train-station.com

NEWARK, DE
Just Trains
2622B Capital Trail, Newark, DE 19711
Phone: (302) 453-9742
Web: www.justtrains.com

K-LINE's Internet home page
(www.k-linetrains.com)
provides a link to all the
SuperStore Web sites.



2002

SECOND EDITION



K-LINE® ELECTRIC TRAINS

FACTORY
P.O. Box 2831
Chapel Hill, NC 27515
Phone: (919) 929-4260
Fax: (919) 929-4050
Web: www.k-linetrains.com

CUSTOMER SERVICE
Mon-Fri 8:30am - 4:30pm ET
KCC/Retail: (919) 929-8420
E-mail: info@k-linetrains.com
Parts & Service: (919) 929-1116
E-mail: service@k-linetrains.com
Toll-Free Fax: (877) 269-4113

DIRECTOR OF SALES
Nicholas B. Ladd
P.O. Box 2831
Chapel Hill, NC 27515
Phone: (919) 929-4260
Fax: (919) 929-4050
E-mail: NLadd@k-linetrains.com

EAST COAST SALES MANAGER
Frank Fierstein
PO Box 2831
Chapel Hill, NC 27515
Phone: (301) 252-5589
Fax: (410) 654-6174
E-mail: FFierstein@k-linetrains.com

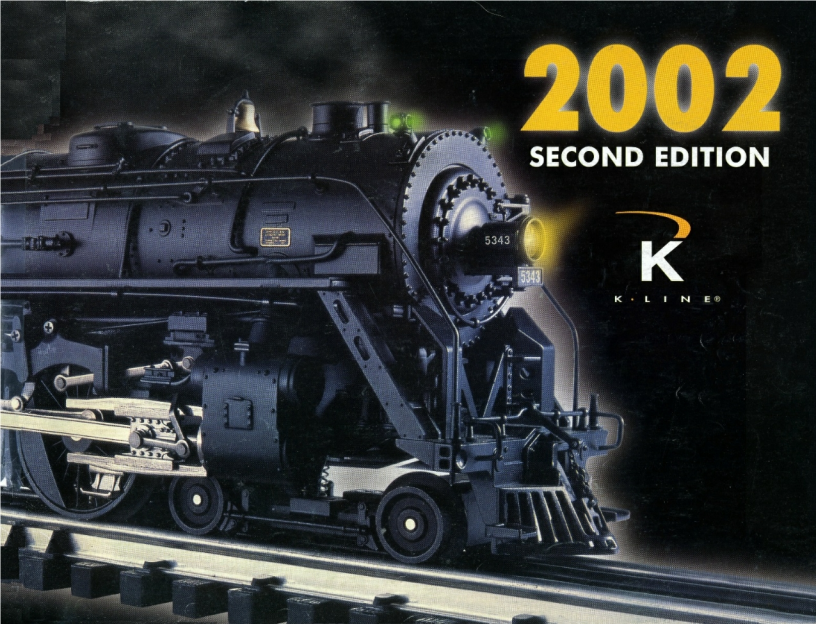
MIDWEST SALES MANAGER
Bill Swarthout
2721 Trinity Court
Avon, OH 44011
Phone: (440) 336-6444
Fax: (440) 937-6771
E-mail: KLimeMidwest@aol.com

WEST COAST SALES MANAGER
Bob Crone
3535 E. Woodhaven St.
Simi Valley, CA 93063
Phone: (805) 583-8185
Fax: (805) 578-2554
E-mail: westrail@earthlink.net

www.k-linetrains.com



© 2002 MDK, Inc., Chapel Hill, NC 27515
Includes all photographs, text and diagrams. All rights reserved. Products
and prices shown in this catalog may vary after publication. Printed in USA.
All Sales Final.



2002

SECOND EDITION

K
K · L I N E ®

Hi – and welcome to the K-LINE 2002 Second Edition Catalog. With 132 pages it's our largest ever and loaded with everything from all new die cast steam engines to new scale, die cast rolling stock to new operating accessories, die cast vehicles and pedal cars.

Of course I must start with our \$499 J1e Scale Hudson! Did I say \$499 for a Scale Hudson? You bet I did! It's fully detailed, available with 5 Scale Madison cars and this whole K-LINE 28th Anniversary Set will navigate 31" curves. Our second Titan engine is the Articulated Allegheny for only \$399 with six individually numbered hoppers for only \$99 more.

K-LINE 18" Passenger Cars have evolved to a new standard of excellence and versatility, because now the steps and aprons move so they can navigate 31" curves! We've got PRR Bi-Levels like Raymond Lowey would have made them and the all black Santa Fe "Midnight Chief." These extruded aluminum cars have always been great and, now, they're for everyone!

We've got some new, fun train sets that you're sure to love. Remember that Coke train from the 70s? "It's The Real Thing" is now better than ever. There's even an all new Coke Boxcar which actually plays that famous tune which can be activated from anywhere on your layout. There's the FDNY set that honors some of our nation's finest. It's loaded with new firefighting cars and play value – check it out. And, The Greenport Scoot is back – new road numbers, new track, but the same great set for fans of this Northeastern road.

New Rolling Stock? You bet! All die cast scale 34' 2-Bay hoppers and all die cast scale Front Runners. For Santa Fe fans the Blackbonnet fun continues with die cast scale hoppers and aluminum tank cars. Black is certainly stunning on the Santa Fe. There's even a new double rotating SL car with a die cast pickup truck included. Check out the 11th Display Car of the American Freedom Train which "would have been" to commemorate our nation's 20 years from 1976 through 1996. And don't miss the Kate Shelley Wood-Sided Reefer to honor the lady "they stopped the trains for."

Look at the operating railroad car Painting Facility complete with a partially repainted Conrail scale boxcar. See all the new die cast vehicles including Caravans, buses and pedal cars. And check out our many new licensed products which include items logo identified for Coke, Anheuser Busch, Heinz, FDNY, NYPD, Texaco, Cirgo, NJT, Ford and Good Humor.


Last, but certainly not least, check out our new G Scale Reefers, just a small addition to K-LINE G Scale. Pay attention – there's lots more to come.

So, look us over – all 132 pages of us. K-LINE is busting out in all directions, we're on an exciting and fun-filled journey, and we want you to join us. Visit our web site, join the K-LINE Collectors club, see us at a train show, or visit your local train shop. However you choose to check us out, I know you'll like what you see.

Enjoy the greatest hobby ever.

All my best to you and yours,

Maury D. Klein
President
MDK, Inc.



Contents

Introduction	2-3	B&O, Milwaukee Road, New York Central, Northern Pacific Diesels	54-55
New York Central Scale J1e Hudson	4-5	RS-3 Diesels	56-57
New York Central Anniversary 18" Heavyweights	4-5	Circus Transport Railroad	58-59
Chesapeake & Ohio Allegheny	6-7	Speeders & Trolleys	60-61
Virginian Allegheny	6-7	Smoking Caboose	62-63
C&O, Virginian and UP Freight Car Strings	8-9	NEW 2-Bay Die Cast Hoppers	64-67
FDNY Firefighter Train Set	10-11	4-Bay Die Cast Hoppers	68-69
FDNY Additional Freight Cars and Accessories	10-11	Modern Aluminium Hoppers	70-71
FDNY Chief's Collection	12-13	Modern Aluminium Tank Cars	72-73
LIRR "Greenport Scoot" Train Set	14-15	Historic Tank Cars with Die Cast Chassis	74-75
Preamble Express Train Set	14-15	Die Cast Gondolas, Ore and Ballast Hauling Cars	76-77
New York Central "Iron Horse" Steam Train Set	16-17	Coil and Skeleton Log Cars	78-79
Pennsylvania "Heavy Hauler" Steam Train	16-17	Die Cast Boxcars and Die Cast Reefers	80-81
Santa Fe "Steam Chief" Steam Train Set	16-17	Boxcars	82-83
Alaska Logging Train Set	18-19	Wood-Sided Reefers	84-85
Chesapeake & Ohio "Yardmaster" Train Set	18-19	Die Cast TTUX Front Runners and TTAX Spine Car S-PAC	86-87
Golden State Train Set	18-19	Die Cast DTTX and ISO Tanks	88-89
Kennecott Copper Mining Train Set	18-19	Flat Cars	90-91
Happy Holidays Trains	20-21	Die Cast Flat Cars & Auto Loaders	92-93
American Freedom Train Steam Train Set	22-23	Operating Camera Cars	94
American Freedom Train Display Cars and Crew Cars	24-25	Operating Dump Cars	95
Spirit of 76 RS-3 Diesel and Scale State Boxcars	26-27	Operating Double Searchlight Cars	96
The Girls Train Steam Train Set	28-29	50 State Quarter Cars	97
Kate Shelley Wood-Sided Reefer	28-29	Coca-Cola Trains and Accessories	98-103
US Army Train Set	30-31	Anheuser-Busch Trains and Accessories	104-109
Pennsylvania E-8 Diesels, 18" Bi-Level & 21" Passenger Cars	32-33	NYPD Trains and Accessories	110-111
PRR "The Torpedo Ltd World's Fair Edition" Steam Train Set	34	Red Cross Trains	111
PRR Mikado Steam Engine	35	Texaco Die Cast Vehicles and Gas Station	111
Southern Pacific "Daylight" GS-4 and 15" Heavyweights	36-37	Ford and Heinz Trains	112-113
Amtrak 18" Superliners	38	Good Humor Pedal Cars	112
North Carolina DOT "Piedmont" FS9PHI and 18" Passenger Cars	39	Happy Birthday and Special Addition Musical Event Cars	114
Milwaukee Road "Hiawatha" Train Set	40-41	Seaboard Diesels and Assorted Classic Freight Cars	115
Union Pacific "City of Los Angeles"	42	Train 19 Classic Freight Cars	116-117
Pennsylvania & Rio Grande PA-1 Alco Diesels	43	Operating Diner and Operating Colonial House	118
California Zephyr Train Set	44-45	Operating Conrail Paint Shop and Operating Factory	119
Santa Fe "Blackbonnet" F-3 Diesels & Scale Freight Cars	46-47	Fisherman on Trestle and Caboose Yard Office	120
Santa Fe "Midnight Chief" 18" Passenger Cars	46-47	Statue of Liberty, Operating Towers, Graduated & Elevated Trestles, Tunnel Portals	121
Santa Fe "Warbonnet" F-3 Diesels & Scale Freight Cars	48-49	SuperSnap Track	122-123
Santa Fe "Super Chief" 18" & 21" Passenger Cars and 18" Bi-Level Cars	48-49	G Scale Speeders and G Scale Wood-Sided Reefers	124-125
Canadian Pacific "The Canadian" Train Set	50-51	K-LINE Cruisers Die Cast Vehicles	126-129
Chicago & North Western "The 400" F-7 & E-8 Diesels, 15" & 21" Passenger Cars and 21" Bi-Level Cars	52-53	Books, Transformers & Tracks	130
		K-LINE Collector's Club	131

Celebrate K-LINE's 28th Anniversary with Scale Hudson for \$499.95

In 1974 MDK, the manufacturer of K-LINE Electric Trains was founded to provide value to model railroaders. Product offerings grew as manufacturing of high quality trains, tracks and accessories began.


As a company founded on the principles of quality and value, we are proud to offer our best value yet to celebrate our 28th Anniversary. This SCALE Hudson and Tender feature quality die cast metal construction and all the details you have come to expect from K-LINE locomotives. So all model railroaders can take advantage of this great value, the engine has been specially designed to operate on 31-inch curves. This locomotive and tender are available in Command and Conventional modes.

Make sure to order the matching cars that make this Anniversary set complete. These 18-inch Heavyweights feature a newly designed swinging step to allow clearance on 31-inch curves.

Help us celebrate the past as we look toward the future.

K3776-5343B NYC Scale Hudson and Tender w/ Lionel Signal Sounds **\$499.95**

K2079-5343B NYC Scale Hudson and Tender w/ Lionel Railroads, TMCC & Electrocoupler **\$125.00 ADDITIONAL**



Runs on O-31

Engine and Tender Approx. 24 Inches Long

Engine and Tender are representative samples. Details may change in production.

K-6675B NYC 18" Heavyweight Passenger Car ~~\$499~~ **\$349.95**



84270-42400 NYC Scale Hudson & Tender w/Whistle \$499.95

NEW!



84270-1794 NYC Smoking Wood-Sided Caboose \$64.95

Features:

- Die Cast Boiler and Tender Body
- Die Cast Metal Chassis
- Flywheel Equipped Motor
- Pulling Smoke Synchronized to Wheels
- Metal Wheels and Axles
- Die Cast Tender Trucks
- Engineer and Firemen Figures
- Operating Fire Box Glow
- Separate Metal Headlights
- Decorative Gold Photo-Etch and Whistle
- Operating Marker Lights
- Lighted Cab Interior
- Operating Tender Back-up Light
- Solid Brass Builder's Plates
- Interchangeable Scale and O Gauge Front Coupler for Double Heading

Command Version Also Features:

- TrainMaster Command Control
- Lionel RailSounds including Green Talk and Tower Com
- Constant Voltage Headlight
- Electrocoupler on Rear of Tender
- Pulling Smoke Synchronized to Sounds and Wheels

Conventional Version Features:

- Lionel Signal Sounds with Whistle and Bell

Car Steps Swing on 31" Curve



Articulated Allegheny for Only \$399.95

K LINE continues the Titan Series with these die cast Allegheny steamers. This series of engines features Korean built locos with loads of details that have been proportionally scaled to run on O-31 curves. These are large engines designed for the railroader with traditional sized layouts.

The Allegheny is available in two roadframes, Chesapeake & Ohio and Virginian. Both are offered in a conventional version with whistle and bell for \$399.95 and in a command version for \$125 more. The command version features TrainMaster Command Control, Lionel RailSounds with Crew Talk and TowerCom and an Electrocoupler on the rear of the tender.

K3715-1603W C&O Allegheny #1603 w/Whistle, Bell & Smoke **\$399.95**

K3715-1601S C&O Allegheny #1601 w/Lionel RailSounds, TMCC, Smoke & Electrocoupler for **\$125.00 ADDITIONAL**



In the early 1940s, the Chesapeake & Ohio needed new power on its Allegheny Division to move coal trains over the 2,072 foot summit of an Allegheny mountain. Lima Locomotive Works designed a six-coupled, single expansion articulated with 67" diameter drivers for speed, a 9' x 45" firebox with a very large boiler for steaming and 778,000 pounds of locomotive weight. The C&O placed an order for ten of these 2-6-6 locomotives and Lima delivered them in December, 1941. The C&O selected the name Allegheny for the mountain range where this new locomotive would do its work. C&O eventually purchased another 50 of these workhorse engines. The Virginian was the only other railroad to have bought the 2-6-6-s. It took delivery of eight of them in 1945 and used them for hauling coal trains well into the 1950s. On the Virginian these Lima built copies of the C&O "Allegheny" were called "Blue Rider" type locomotives.



K3799-0903W Virginian Allegheny #903 w/Whistle, Bell & Smoke \$399.95

K3799-0900S Virginian Allegheny #900 w/Lionel RailSounds, TMCC, Smoke & Electrocoupler for \$125.00 ADDITIONAL



Features:

- Die Cast Boiler and Tender Body
- Die Cast Metal Chassis
- Two Flywheel-Equipped Motors
- Fan Driven Smoke Unit
- Metal Wheels and Axles
- Die Cast Tender Trucks
- Engineer and Fireman Figures
- Operating Fire Box Glow
- Separate Metal Handrails
- Decorative Gold Plated Bell and Whistle


- Operating Marker Lights
- Operating Tender Back-up Light
- Solid Brass Builder's Plates

Command Version Also Features:

- TrainMaster Command Control
- Lionel RailSounds including CrewTalk and TowerCam
- Constant Voltage Headlight
- Electrocoupler on Rear of Tender

Conventional Version Features:

- Digital Whistle and Bell



Engine and Tender
Approx. 27 Inches Long



K875-1251 C&O Smoking Wood-Sided Caboose \$64.95



K618-4461 Virginian Smoking Wood-Sided Caboose \$64.95

Steam Locos Pull Long Trains

The K-LINE Titan Series Steam Locomotives were modeled after heavy duty engines designed to haul long trains over long distances or steep grades.

These 6-PACs of cars are perfect to ride behind the UP Big Boy, C&O Allegheny and the Virginian Allegheny. Union Pacific's Pacific Fruit Express transported fresh California fruit to the rest of the country in a timely fashion while it was still ripe.

The C&O and Virginian moved tons of coal to power the post-war expansion of this country. These hoppers replicate the cars used for that purpose.

12 Different Numbered Reefers
6 Different Numbered Hoppers

12 Different Numbers
Available for Union Pacific


Cars Feature:

- Die Cast Trucks
- Metal Operating Couplers
- 6 Different Numbers

K642-2112A Union Pacific Wood-Sided Reefer 6-PAC \$109.95

Also Available:

K642-2113A Union Pacific Wood-Sided Reefer 6-PAC \$109.95



K622-1251A C&O Ribbed Hopper 6-PAC \$99.95




K622-4461A Virginian Ribbed Hopper 6-PAC \$99.95





FDNY FIREFIGHTER'S TRAINS™

The firefighters of the FDNY are our heroes and they inspire us all. K-LINE salutes the courage and bravery of the FDNY with the introduction of the FDNY Model Electric Trains and Accessories.



K-1224 FDNY Firefighter Set \$259.95

Train Set Includes:

- MP-15 Diesel Engine w/ flashing light
- Firefighter Tank Car w/ firefighter on accordion ladder
- Search and Rescue Unit flat car with boat, hoist, searchlight
- Communications Unit flat car with rotating radar unit, 2 die cast vehicles
- Searchlight Unit flat car w/ rotating searchlight, firefighter on aerial extension ladder
- 31" x 61" SuperSnap Oval Layout
- Terminal Track for easy hook-up
- AC Transformer and Sound Controller
- Figures and Accessories



10

www.k-line-trains.com

K-42313 O Scale Fire
Figures (9) **\$11.95**



A significant portion of the proceeds from the sale of this FIRE ZONE product benefits the FDNY Fire Safety Education Fund. The Fund supports FDNY public education and outreach programs.

© 2002 FDNY Fire Safety Education Fund, Inc. All Rights Reserved.

Illuminated Spotlight



Removable Trucks




Rotating Radar Dish

Rotating Spotlight



Aerial Extension Ladder



K691-8021 FDNY Flat Car with Tow Truck & Van **\$44.95**



K691-8022 FDNY Flat Car with SUV & Pick-up **\$44.95**



K-94901 FDNY Train Accessory 4-PAC **\$22.95**

Also Available:

- K-94529** FDNY Fire Truck Pedal Car Train Accessory **\$5.95**
- K-94530** FDNY Chief's Pedal Car Train Accessory **\$5.95**



K661-6101 FDNY Flat Car w/2 Pedal Cars **\$39.95**



FDNYTM

CHIEF'S COLLECTION

This top-of-the-line collection features exciting product for the most discriminating collector.



K2426-0001 FDNY RS-3 Diesel w/Lionel RailSounds, TMCC, Smoke & Electrocouplers \$399.95

See page 56 for complete RS-3 Diesel Features



Smoking

Electrocoupler



K632-6101 FDNY Firefighter Tank Car \$39.95

Die Cast Metal Chassis • Rotating Figures • Stamped Metal Platform • Metal Detailing • Operating Couplers



A significant portion of the proceeds from the sale of this FIRE ZONE product benefits the FDNY Fire Safety Education Fund. The Fund supports FDNY public education and outreach programs.

When in New York City, please visit the FIRE ZONE Learning Center and Store 34 W. 51st Street in Rockefeller Center. www.fdnymfirezone.org

The FDNY name and logos are the exclusive property of the Fire Department of the City of New York being used under license and may not be reproduced or copied without its express written permission.

© 2002 FDNY Fire Safety Education Fund, Inc. All Rights Reserved.



K652-6101 FDNY Crane in Die Cast Gondola \$59.95

Operating Boom & Hook • Rotating Crane • Die Cast Metal Gondola • Operating Couplers



New Tooling

K767-6101 FDNY Smoking Battalion Car \$49.95

Operating Smoke Unit • New Tooling • Opening Doors • Metal Detailing • Operating Couplers

Smoking



K617-6101 FDNY Smoking Off-Center Cupola Caboose \$64.95

Operating Smoke Unit • Opening Doors • Metal Detailing • Operating Couplers

The Greenport Scoot Returns

The popular Long Island Rail Road Greenport Scoot Train Set is back on the rails with a new selection of cars. This complete train set is ideal for fans of the nation's largest passenger-carrying railroad, and beginning railroaders.

The Greenport Scoot is a push-pull train in which an MP-15 diesel pulls the train in one direction and, without turning around, pushes the train in the other direction. At the opposite end of the train, a non-powered Alco FA houses the generator for the lights and climate control in the passenger cars.

The coaches and parlor cars are popular with city dwellers who travel to Long Island's beaches during the summer. The LIRR actually has a unique method to accommodate the weekday work commuters and the more numerous weekend recreation travelers. The seats in the parlor cars are movable and are positioned differently for weekend and weekday travel. During the work week the seats are turned with their backs to the windows, which allows easy conversation across the aisle. On the weekend more seats are added to accommodate additional riders, and all seats face forward.

E-1218 Long Island Rail Road "Greenport Scoot" **\$269.95**

Train Set Includes:

- MP-15 Diesel, powered
- Alco FA, dummy w/horn
- Amagasset Parlor Car
- Coach #2846
- Coach #2847
- 31" x 51" SuperSnap Oval Layout
- Terminal Track
- AC Transformer
- Horn Controller
- Hook-up Wires



K-4539B Long Island 2-PAC **\$84.95**



Coach #2848

As the Bicentennial was approaching and plans were being developed for the American Freedom Train, a smaller train, the Preamble Express, set out on a cross-country journey. In 1974, the Preamble Express allowed the organizers of the American Freedom train to preview the route the longer train would take.

This five-unit train features a heavy Alco Diesel with a horn and four patriotic passenger cars. This set includes an oval of K-LINE's exclusive SuperSnap track, a revolutionary, snap-together track system that is compati-




Observation Features
Inspection Train-style
Theater End
Plays "God Bless America"

Preamble Express Includes:

- Alco Diesel w/horn
- "Washington" Diner
- "Jefferson" Coach
- "Lincoln" Coach
- "Kennedy" Observation
- 31" x 51" SuperSnap Layout
- Terminal Track
- AC Transformer
- Horn Controller
- Hook-up Wires

Horn

K-1212 Preamble Express Diesel Passenger w/horn, music \$299.95



Coach #2849

Hardworking Steam Trains

Do you remember your first train set? Sets have shown that all model railroaders do. The sets on these, and the following pages, are ideal to introduce a new engineer into the hobby. And you know they will always remember it. These sets feature a sturdy locomotive and a whole load of freight cars with die cast wheels and operating couplers.

Each set includes an oval of K-LINE exclusive SuperSnap track, a revolutionary, snap-together track system that is compatible with all O Gauge tubular track. The AC transformer provides plenty of power for operation. A whistle controller is included with steam sets. Every part of this set has been designed to simplify set-up and get the new railroaders running their trains. The easy hook-up wires and a surge protector built into the track are two such features. Compare the value of these sets to those from other companies.

There is no comparison.


K-1115 PRR "Heavy Hauler" Steam Freight w/ Lionel RailSounds, smoke, headlight \$279.95



PRR "Heavy Hauler" Freight Steam Set Includes:

- Die Cast Steam Engine with Operating Smoke Unit
- Tender with Lionel RailSounds
- Boxcar with Opening Doors
- Flat Car with Logs

- Illuminated CLASSIC Caboose
- Whistle Controller
- 31" x 41" SuperSnap™ Layout
- Terminal Track
- AC transformer
- Hook-up Wires



Die Cast Loco w/6 Wheel Drivers

Whistle

K-1137 NYC "Iron Horse" Steam Freight w/ air whistle, smoke, headlight \$209.95

NYC Freight Steam Set Includes:

- Die Cast Steam Engine with Operating Smoke Unit
- Tender with Air Whistle
- Boxcar with Opening Doors
- Tank Car
- Illuminated CLASSIC Caboose
- Whistle Controller
- 31" x 41" SuperSnap™ Layout
- Terminal Track
- AC Transformer
- Hook-up Wires





Lighted Caboose

Steam Engine Features:

- Die Cast Metal Body
- Open-Scotched Die Cast Pilot
- Operating Smoke Unit & Headlight
- Illuminated Marker Lights & Number Board
- Separate Brass Bell, Whistle & Valve Detail
- Separate Metal Hornrails & Grab Rails
- Metal Drive Rods
- Metal Chassis
- 3 Position Electronic Reversing Unit
- Worm Gear Drive

Tender Features:

- Die Cast Tracks
- Prototypical River Detail
- RailSounds™ Digital Sound or Air Whistle

R-3116 SF "Steam Chief" Passenger
w/Lionel RailSounds™, smoke, headlight \$359.95



SF "Steam Chief" Includes:

- Die Cast Steam Engine with Operating Smoke Unit
- Tender with Lionel RailSounds™
- 3 Passenger Cars
- 21" x 41" SuperSnap™ Layout
- Terminal Track
- AC Transformer
- Whistle Controller
- Hook-up Wire

Freight from Coast to Coast and Beyond

Lighted Searchlight



All Cars Feature:

- Die Cast Trucks & Wheels
- Operating Metal Couplers
- Needle Point Axles

K-1211 Alaska Logging Diesel Freight w/horn \$269.95

Alaska Freight Set Includes:

- MP-15 Diesel w/horn
- 4 Die Cast Log Cars w/logs
- Operating Searchlight Work Caboose
- 31" x 51" SuperSnap Layout
- Terminal Track
- AC Transformer
- Horn Controller
- Hook-up Wires

K-1118 C&O "Yardmaster" Diesel Freight w/ horn, headlight \$189.95



Horn

C&O "Yardmaster" Diesel Freight Set Includes:

- MP-15 Engine with Horn
- 3 Freight Cars
- Illuminated Caboose
- 31" x 41" SuperSnap Layout
- Terminal Track
- AC Transformer
- Horn Controller
- Hook-up Wires





Horn

All Die Cast
Log Cars

K-1208 Golden State Diesel Passenger w/horn \$209.95



Golden State Diesel Passenger Set Includes:

- Alco Diesel w/horn
- "Imparal Tourist" Pullman
- "Golden Drive" Observation
- US Mail Railway Post Office
- 31" x 41" SuperSnap Layout
- Terminal Track
- AC Transformer
- Horn Controller
- Hook-up Wires

K-1210 Handcar Mining Set \$99.95

Handcar Mining Set Includes:

- Operating Handcar
- 4 Ore Cars with loads
- 3 Trailers with supplies
- 31" x 51" SuperSnap Layout
- Terminal Track
- AC Transformer
- Hook-up Wires



Horn

Operating
Handcar

Celebrate the Holidays with Trains

Special Holiday Delivery

This operating dump car has been dispatched on an emergency holiday delivery and can unload its festive cargo anywhere on the layout. Warm the hearts of your holiday guests with this fun-filled car. The candy cane simulated load dumps using a K-LINE Remote Controller (K-712RC).



K713-7401 Kandy Kane Operating Dump Car \$54.95



K2628-05 Santa Claus Speeder \$49.95



Blinking Red Nose on Roof

See Trolley Features on page 61

K2627-01
Jolly Holly Trolley
\$59.95



Dump Car Features:

- Remote Control Operated
- Lift-Up Platform
- Fold-Down Stakes
- Wooden Candy Cane Load

Boxcar Features:

- 10.25" Long
- Metal Chassis
- Underside Chassis Detail
- 4 Separate Metal Grab Rails
- Separate Metal Brakewheel
- Sliding Doors
- Metal Door Runners



K641-7411 K-LINE Christmas Boxcar \$29.95



K641-8015 Happy Hanukkah CLASSIC Boxcar \$29.95



K691-7402 Christmas Flat Car w/Santa & 9 Reindeer \$49.95

K-1114 Santa's Workshop Musical Steam Freight Set w/ whistle, smoke & headlight \$209.95

Steam Set Includes:

- Die Cast Steam Engine with Operating Smoke Unit
- Tender with Air Whistle
- 2 Colorful Freight Cars
- Musical Boxcar

- Caboose w/ Elf
- 31" x 41" SuperSnap Layout
- Terminal track
- AC Transformer
- Whistle Controller
- Hook-up Wires

See page 17 for Steam Engine Features



This is no better way to complete your holiday decorations than with a Christmas train. This train features a die cast, smoking locomotive, whistling tender and color rolling stock. Pass around steaming mugs of cocoa and gather the family round the train to sing along with the musical boxcar. At the push of a button, the boxcar in this set plays 10 of your favorite Christmas songs. A tank car, hopper and caboose complete the consist of this train. One of Santa's elves is hitching a ride on the back of the caboose. He is sure to delight the kids.

Ready to run and fully assembled, this complete set includes an oval of K-LINE's exclusive SuperSnap track, AC transformer, whistle controller, easy hook-up wires and a surge protector built into the track. No other set will provide this much holiday cheer and holiday fun.

Elf Rides on Caboose



Fa-La-La-La-La

This musical boxcar plays 10 of your favorite Christmas songs at the push of a button. This fully-functional O Gauge car comes with a base for display, or can run on a holiday layout.



SUPERSNAP

K641-74095 K-LINE Musical Holiday Boxcar w/Base \$44.95

American Freedom Train

The United States was celebrating its 200th Birthday the last time the American Freedom Train rolled down the rails. The Freedom Train traveled 25,833 miles, through all 48 contiguous states, over 21 months and more than 7 million visitors viewed its 512 artifacts that represented the heritage of this great land of ours. With the cooperation of Museum of the American Freedom Trains, K-LINE's highly detailed and accurate model of the Freedom Train arrives at a time when Americans are proud to display their patriotism and love of country.

While the American Freedom Train ran with a consist of 26 cars and one of three different steam engines, K-LINE's consist of 5 prototypical Aluminum passenger cars, is pulled by the red, white and blue GS-4 Steam Engine and Tender. In keeping with the spirit of America where everyone can have the opportunity to operate this patriotic beauty, the nearly scale engine and 18-inch scale passenger cars have been designed to run on 31-inch curves.

The set features the two showcase cars (#40 and #41), two display cars (#101 "The Beginning" and #110 "Conflict and Resolution"), featuring illuminated portraits and displays, and the observation car with accurate detailing and a gold-colored railing. Purchase the complete set, just the engine and tender, or the five cars in the set. The eight other display cars are sold separately, while four crew cars are sold in a 4-PAC.

All New Passenger Car Tooling Based on the
REAL American Freedom Train



The two K-LINE showcase cars feature large windows and resin cast models of the original six display pieces. These include: the B&O "The Arabian" locomotive, the Friendship Pumper Fire Truck, a 1904 Oldsmobile Scout, the Lunar Rover and the Freedom Bell. Also included is a route map of the Freedom Train, just like the real train displayed.

All cars in the K-LINE American Freedom Train feature a prototypical body design and paint scheme. The display cars also feature prototypically correct, off-center end doors to accommodate the conveyor belt that moved 7 million visitors through the ten display cars.


The GS-4 steam engine and tender utilize the industry standard sound and control systems, Lionel RailSounds and TrainMaster Command Control, for smooth and reliable operation. The engine smokes and has an operating headlight and MARS light.

With patriotism running high, there is no better way to show pride in America than with this model of the American Freedom Train.

Scale 72 Foot Cars
Operate on 0-31 Curves

Also Available
K-4601A American Freedom Train
Passenger 5-PAC **\$599.95** Includes 5
Passenger Cars from Train Set





K3601-4449 American Freedom Train GS-4 & Tender \$569.95



K-1122 American Freedom Train Passenger Set \$1095.95

Set includes: GS-4 Steam Engine & Tender • Showcase Car #40 w/Steam Locomotive, Fire Pumper Truck, Oldsmobile • Showcase Car #41 w/Lunar Rover, AFT Route Map, Freedom Bell • Display Car #110, "Conflict & Resolution," 1956-1966 & 1966-1976 • Display Car #101, "The Beginning," 1776-1786 & 1786-1796 • Observation Car #205





American Freedom Train Display Cars

AFT Museum

The Museum of America's Freedom Trains is dedicated to the preservation of the memory of the 1947-1949 Freedom Train and the 1975-1976 American Freedom Train.

Began in 1998 by a group of volunteers in Southern California, the Museum is a project of The Friends of STEAM and is a nonprofit 501(c)3 organization currently working to create a permanent presence in two converted baggage cars — one formerly a part of the American Freedom Train! The cars will house the Museum's collection of artifacts and will eventually be open to the public. To join the Museum and help its efforts to preserve the memory of these two famous trains, send check or money order (\$25 for individuals, \$35 for families) to:

The Museum of America's Freedom Trains, P.O. Box 2211 Laguna Hills, CA 92654-2211.

To learn more about the Museum, please visit them on the web at www.freedomtrain.org.

The heart of the American Freedom Train was the 10 display cars. These cars contained the collected artifacts of American history and featured a moving walkway through the interiors of the cars to transport the 7 million past the exhibits. The inside displays were arranged by subject matter, for example Exploration and Expansion, Sports and Fine Arts. The exterior displays were based on 10 year periods of American History. The conveyor side of each car had two panels of two-dimensional artwork while the other side had shadow boxes containing three-dimensional artwork and artifacts from that time period. The exterior of the train was designed so that people could watch the train go by and still experience the spectacle and history of the American Freedom Train.

All Display Cars Available:

- Display Car #102, "Exploration and Expansion", 1796-1806 & 1806-1816
- Display Car #103, "Growth of the Nation", 1816-1826 & 1826-1836
- Display Car #104, "Origins", 1836-1846 & 1846-1856
- Display Car #105, "Innovations", 1856-1866 & 1866-1876
- Display Car #106, "Human Resources", 1876-1886 & 1886-1896
- Display Car #107, "Sports", 1896-1906 & 1906-1916
- Display Car #108, "Performing Arts", 1916-1926 & 1926-1936
- Display Car #109, "Fine Arts", 1936-1946 & 1946-1956



Individual Display Cars **\$114.95**


Four New Panel Displays Created Exclusively for this K-LINE Car.
\$5 goes to Museum of American Freedom Trains from sale of this car.



1976-1986



1986-1996



1976-1986

1986-1996

New



American Freedom Train Crew Cars

Most people are familiar with the public part of the train, however, nearly half the train was dedicated to operations, including these four crew cars. Car #201, originally from the Southern Pacific, was a sleeping car for the few members of the crew that traveled on the train. The rest of the crew traveled by bus or private autos. Car #202 was a combo/dining car, affectionately known as "The Pie Car." This converted combine had a cooking area in one part and an eating area in the other part. Cars #203 and #204, both converted coaches, were used for crew relaxation. #203 was a lounge car and #204 was a parlor car. Cars #202-205 (three crew cars plus the observation) were originally part of the Preamble Express, which scouted the AFT route in 1974.

K-4601B AFT Crew Car 4-PAC \$449.95



AFT Crew Sleeping Car #201

11th Display Car Updates Train

The panels and shadowboxes that graced the sides of the American Freedom Train's ten display cars each showcased a decade of America's history. K-LINE, in association with The Museum of America's Freedom Trains, is proud to announce a very special 11th display car with panels and shadowboxes illustrating two more decades of American life. Each contains images from our heritage in politics, technology, innovation, art, culture and history. And often the line is blurred between them.

The panel for the decade 1776-1986 depicts the logo of the American Revolution Bicentennial Administration, President Jimmy Carter flanked by Israel's Menachem Begin and Egypt's Anwar and President Ronald Reagan. The panel for the decade 1986-1996 depicts Bill Clinton (the original 40 panels depict vir-

tually every president since FDR), the B-2 Stealth bomber, General H. Norman Schwarzkopf and troops salute President George H. W. Bush at the close of the 1991 Gulf War. The shadowbox for the decade 1976-1986 contains the Space Shuttle, the Viking I and the home computer. The shadowbox for the decade 1986-1996 contains The Statue of Liberty on the night of her 100th anniversary, July 4, 1986. Numbering the car "MAFT111" is both a nod to the Museum and a way of differentiating it from the original car #111; one of the two power cars on the AFT.

For each of these special 11th display cars sold, K-LINE will donate \$5 to The Museum of America's Freedom Trains (www.freedomtrain.org) to help support their efforts to keep the heritage of America's two Freedom Trains alive.



AFT Crew "Pie Car" #202



AFT Crew Lounge Car #203



AFT Crew Parlor Car #204

AFT Videos

Accuen Media presents *The American Freedom Train: The Year in Pictures 1975 and 1976*, a two-part VHS video documentary covering the entire Bicentennial journey of the American Freedom Train, plus a look inside the train through dozens of never-before-seen photographs. Each part is one hour long, color, and fully narrated with the story of this amazing Bicentennial event! Together they contain over 1000 images from two dozen photographers. Each part is just \$14.95 (plus \$5 shipping for one or both). To order, send check or money order to:

Accuen Media, 5319 University Dr. #110, Irvine, CA 92612 or pay by credit card on-line at www.accuen.com



ACCUEN MEDIA

Ride the Spirit of '76™

The Spirit of '76 train commemorates the founding of our country in 1776. The 13 Colonies took a stand, banded together and formed our great nation. While each state is part of the whole, pride in one's state also runs deep. Each state is represented on a highly detailed, scale boxcar. The notable features on each car include a state map, a state flag and the signatures on the Declaration of Independence of the state delegation. These scale cars feature die cast trucks and load of separate details for superb operation and display. The State Boxcars will be sold in 3-PACs and will be released in the order that the states joined the Union. The exception is New York, which will be sold separately. Look for the first cars in this patriotic series this spring.

A matching RS-3 Diesel and Caboose are available to pull the Spirit of '76 train. The red, white and blue paint schemes of these units will inspire flag waving at every station. The engine features Lionel RailSounds™, TrainMaster™ Command Control and Electrocouplers for realistic and simple operation. A conventional version of the locomotive with a horn is also available.



K2401-1776S Spirit of '76 RS-3 w/Lionel RailSounds™, TMCC, Smoke & Electrocouplers \$379.95

Declaration of Independence Signatures of Each State Delegation Printed on Boxcar Door



26

www.k-line-trains.com



K761-7611 New York State Boxcar \$34.95

RS-3 Diesel Features:

- Dual Vertical Motors with Brass Flywheel
- TrainMaster™ Command Control
- Lionel RailSounds™ Digital Sound
- Operating Smoke Unit with On-Off Switch
- 6-Wheel Drive with Quadra-Grip™ Traction
- Die Cast Trucks, Fuel Tank, Pilot & Wheels
- Operating Die Cast Metal Couplers
- Illuminated Number Boards
- Etched Brass Screens on Road
- Adjustable Side Louvers
- Freely Rotating Intake Fan
- Separable Steel Grab Rails, Handrails & Platform Railings
- Fully-Sprung Operating Cab Doors
- 2 Engineer Figures
- Metal Chassis
- Dimensions: 14" L x 2.5" W x 3.875" H



K612-7600 Spirit of '76 Bay Window Caboose \$39.95



K761-7601A Spirit of '76 3-PAC #1 \$99.95

Delaware State Boxcar • Pennsylvania State Boxcar • New Jersey State Boxcar

K761-7604A Spirit of '76 3-PAC #2 \$99.95



Georgia State Boxcar



Connecticut State Boxcar

K761-7607A Spirit of '76 3-PAC #3 \$99.95



Maryland State Boxcar



Massachusetts State Boxcar

Declaration of Independence
Signatures of Each State Delegation
Printed on Boxcar Door



South Carolina State Boxcar

K761-7610A Spirit of '76 3-PAC #4 \$99.95



Virginia State Boxcar



New Hampshire State Boxcar



North Carolina State Boxcar



Rhode Island State Boxcar

Relive the Spirit of '76!

The Girl's Train™

7 UNIT FREIGHT SET

The original concept for the Girl's Train™ began with a train featuring "fashion-right" colors in the 1950s. A train decorated in pastel colors for girls was thought to be a winning combination, but no version of this set has ever truly included all the features that would appeal to female railroaders of all ages. (UNTIL NOW!)

This fabulous set features the familiar pink steam and tender and colorful collection of freight cars made famous by the original set, but K-LINE'S additions make this train special. Four, pre-assembled buildings create the village of Rainbow Junction inside the 31" x 71" SuperSnap® Track Layout. These colorful structures feature music at the push of a button. An assortment of painted figures and accessories, die cast autos, billboards, telephone poles,

railroad yard signs and illuminated streetlights provide the details needed to complete the village. No train is complete without sound and this set has two options. The fully-loaded version features the industry standard, Lionel RailSounds full digital sound system. No additional hardware is needed for this conventional mode sound that includes whistle, bell, rumping sounds, squealing brakes, and communication between the crew and the control tower. A traditional air whistle is also available.

The Girl's Train Includes:

- Pennsylvania Steam Engine, smoking
- Penny Tender, RailSounds or whistle
- KATY Classic Boxcar
- New York Central Classic Boxcar
- Lough Valley Classic Hopper w/cover
- NYC Classic Gondola w/trailer
- PRR Classic NSC Caboose, illuminated
- 31" x 71" SuperSnap® Oval Layout
- Terminal Track
- AC Transformer & Whistle Controller
- 4 Assembled, Musical Buildings
- 5 Illuminated Street Lights
- 10 Telephone Poles
- 12 RR Yard Signs
- 5 Billboards
- 4 Die Cast Autos

Available Separately:



K641-1732 KATY Boxcar \$35.95



K661-1051 SF Flat Car w/'58 Buick & '55 Cadillac \$35.95

"SUGAR, SPICE and EVERYTHING NICE"


K-11235 The Girl's Train Set w/RailSounds \$549.95

K-1123W The Girl's Train Set w/air whistle \$449.95

The Girl's Train™

7 UNIT FREIGHT SET





K641-2175 Western Pacific Boxcar \$35.95



K622-1651 Lehigh Valley Hopper \$35.95

**Set Includes Everything Shown!
The Way A Girl's Train
Should Be!**



The Girl They Stopped the Trains For



K762-8033 Kate Shelley Wood-Styled Reefer \$44.95

July 6 1881 was a rainy night and Honey Creek, west of Moingona, Iowa, was rising quickly and overflowing its banks. The raging waters were smacking against the timbers of the railroad trestle, sweeping some of them away, leaving the bridge in a dangerous condition. Chicago & North Western's Freight Train No. 11 crossed the crippled trestle at this time. Not able to withstand the weight of the train, the trestle gave way, sending Engine No. 11 and its occupants, plunging into Honey Creek.

Kate Shelley, a young girl of 15, lived on a farm nearby, and heard the crash. Knowing the railroad's schedule, Kate immediately knew what this crash was and ran out into the stormy night to see what help she could provide. Kate reached the site of the wreckage, observed the damage and spoke with some of the victims. She also came to the grim realization that the Atlantic Express passenger train, would soon be due on this same route.

Kate Shelley precariously made her way, carefully crawling across a 696 foot bridge which spanned across the neighboring Des Moines River to reach the Depot at Moingona. Here she was able to report the first accident and confirm that the Atlantic Express would not be taking that ill-fated route.

In 1899, Ms. Shelley provided assistance a yet another train accident and in 1903 became an agent at the Moingona station for the C&NW. In honor of Ms. Shelley's heroic actions, she was afforded the privilege of having the train stop at her home pick her up and drop her off. K-LINE honors this young heroine with this Railroad Legends Commemorative Reefer.

The Kate Shelley name and images are used under permission by the Shelley family. Photographs have been provided by the Boone County (Iowa) Historical Society. For more information about Kate Shelley's life, contact the Boone County Historical Society located at the Boone County Historical Center 602 Story Street Boone, Iowa 50036
Phone: (515) 432-1907 e-mail: ksho@open-comic.com or visit the Kate Shelley Railroad Museum located at 1198-232nd Street Moingona, IA 50036. Call (515) 432-1907 for hours of operation.

Information from: Meyers, Edward H., "The Girl they stopped the trains for," *Trains*, October 1957.

Be All You Can Be

The 27th Iron Rail Battalion is ready for action wherever they are needed. Just give them their rolling orders and they will arrive at their destination on time. This US Army Set is loaded with removable pieces for all the military might needed for the next enemy engagement.



The MP-15 Diesel is the point engine in the battalion and has the brawn and the brains to lead. It features a 3 position reversing unit, die cast trucks, metal chassis, operating couplers and a horn. Three Flat Cars carry a transport truck, army jeep and helicopter. These all metal vehicles are perfect for trackside troop movements and other military maneuvers. The other cars in the battalion provide their own action as the train moves down the track. Both the radar dish and the searchlight rotate as they scan the skies for unfriendlies. Bringing up the rear is the work caboose with an anti-aircraft gun to provide cover for the troops.

For added realism, push a button to hear battle sounds. The set also includes 18 soldiers, a large oval of track, transformer and horn controller. The Army needs new soldiers and this set provides great preparation for basic "training."



K691-8023 US Army Flat Car w/3 Die Cast Jeep Willys \$44.95

Rotating Searchlight



K-1127 US Army Train Set \$259.95

US Army Train Set Includes:

- MP-15 Diesel w/Horn
- Flat Car w/Helicopter
- Flat Car w/Jeep
- Flat Car w/Troop Transport Truck
- Operating Searchlight Car
- Operating Radar Car
- Work Caboose w/Anti-Aircraft Gun
- 18 Soldiers
- 31" x 61" SuperSmp Layout
- Terminal Track
- AC Transformer
- Horn Controller
- Hook up Wires

Rotating Radar Dish

Also Available:

- K-94431** US Army Die Cast Jeep Willy \$4.95



18 Soldiers included in Set




Intelligence reports back that enemy forces are larger than you expected. Expand your troops with extra soldiers.

Also Available:
K-42312 25 Soldiers \$1.00



K632-8025 US Army Tank Car \$34.95



K662-8011 US Army Cannon Car \$34.95



K662-8012 US Army Flat Car w/missile \$34.95

Pennsylvania Railroad Blue Ribbon Service

While the Eastern Seaboard main lines from New York to Washington were electrified, the Pennsylvania used large road diesels, like the E-8s, to lead trains once they headed west. These locomotives are ideal for the Jeffersonian train on its New York to St. Louis run after it leaves our nation's capital. The engines feature the standard in model train control and sound technology, Lionel TrainMaster Command Control and RailSounds. Other operational features included air smoke and electrocouplers.

At the end of World War II, after the wartime restrictions were lifted, the PRR ordered new cars to equip the Jeffersonian, among other Blue Ribbon trains. These refurbished trains featured a Recreation Car that included new amenities including a game and reading room, a newsstand, theater and a fully-stocked playroom for children. No detail was overlooked in this post-war service. Advertising for the Jeffersonian listed air conditioning, fluorescent lighting and extra large modern washrooms.

K-4660N Pennsylvania "Jeffersonian" 21" 4-PAC \$499.95



Coach #4254



Dining #4609



Huron Rapids Sleeper



Observation #1130

K-2880Z Pennsylvania E-8 AA Diesels with Lionel RailSounds, TMCC Smoke & Electrocouplers \$579.95

Also Available: **K2880-0001**

Pennsylvania E-8 B Diesel \$149.95



See page S4
for E-8 Engine
Features.

Also Available:

K-4680P Pennsylvania "Jeffersonian" 21" 2-PAC \$249.95

Baggage #4784 • Corridor #6719

K-4680Q Pennsylvania "Jeffersonian" 21" 2-PAC \$249.95

Coach #4340 • Recreation Lounge #7302




K-4680L Pennsylvania 18" Bi-Level 4-PAC \$499.95

NEW!



Martin Cleland Bi-Level Coach



Samuel N. Merrick Bi-Level Sleeper



Raymond Loewy Bi-Level Diner



John J. McDonald Bi-Level Baggage

Also Available:

K-4680M Pennsylvania 18"

Bi-Level 2-PAC \$249.95

A. Baker Barnhart Bi-Level Parlor • A. J. Conant Bi-Level Coach

See page 38 for Bi-Level Passenger Car Features.

Runs on 31" Curves

No longer do PRR fans need to envy Santa Fe fans and their variety of bi-level cars. Many fans of the PRR know that the tunnel height of the railroad influenced the kinds of cars that ran on the rails. In the late 1930s and early 1940s, Pennsylvania experimented with double level dining cars, based on designs by noted industrial designer Raymond Loewy and the Budd Company. The cars were supposed to take advantage of the prefabricated, food, dehydrated and canned, that was becoming available. Neither the food experiments, nor the car experiments, was ever implemented.

These ruscan and gold, 18" aluminum cars are based on those original drawings of Loewy's double-deck dining cars. The cars are named for Presidents of the PRR and the inspiration for these cars, Raymond Loewy. They are designed to negotiate 31 inch curves, so they can run on any layout.



Seen at the '39 World's Fair

Pennsylvania is known for its fleet of 425 K4 locomotives, but one is more famous than all the rest. Thanks to Raymond Loewy and his shrouded design, K4 number 3768 is one of the most distinctive engines in the fleet. Painted in the Brunswick Green color it wore during the 1939 World's Fair and equipped with Lionel RailSounds, TrainMaster Command Control and an Electrocoupler on the tender, this Torpedo is the best yet.


With much ballyhoo the Pennsy Fleet of Modernism was inaugurated on June 15, 1938. As the name

implies, the PRR had outfitted the fleet to carry passengers into the future on the Broadway Limited, Spirit of St. Louis, The General and the Liberty Limited. These four trains consisted of brand new Pullman lightweight cars, as well as refurbished Heavyweight cars. All carried the Raymond Loewy-designed two-tone tuscan paint scheme with multiple gold stripes. This set includes five aluminum passenger cars painted in that classic scheme.

K-1204 PRR "The Torpedo Limited: World's Fair Edition" \$749.95
Die Cast Streamlined Torpedo & Tender w/Lionel RailSounds™, TMCC® and Electrocoupler

PRR World's Fair Edition includes:

- Die Cast Streamlined Torpedo & Tender w/Lionel RailSounds™, TMCC® and Electrocoupler
- "City of Cincinnati" Pullman
- RPO
- Diner #4420
- Combine #6708
- Skyline View Observation



Pennsylvania Fleet of Modernism



RPO



"City of Cincinnati" Pullman



"Skyline View" Observation



Combine



Diner

This engine and tender feature a tremendous number of scale level details, yet are designed to run on 31 inch curves.

Pennsylvania Freight Service

The 2-8-2 Mikado was an important part of the Pennsy's freight hauling capacity. They owned nearly 600 of the steam locomotive. In general purpose freight service, the ability to handle trains of 3000 to 5000 tons at good track speeds was accomplished with Mikados. It was a beautifully balanced design with the lead axle and the two front driving axles being equalized with the two rear driving axles and the trailing axles. The engine and tender are available with either Lionel RailSounds, TrainMaster Command Control and a rear Electrocoupler for superior operation, or Lionel SignalSounds for convention operation.

K3680-96285 PRR Mikado & Tender w/Lionel RailSounds & TMCC \$519.95

K3680-9628W w/Lionel SignalSounds \$419.95



K616-1891 Pennsylvania Smoking Wood-Sided Caboose \$64.95

The Daylight Can Now Grace Your Pike

Southern Pacific's service along the coastal route from San Francisco to Los Angeles improved greatly in 1937 when they took delivery of two sets of passenger cars and six streamlined GS-4 locomotives. Reproduced in prototypical detail, the stunning red, orange and black Southern Pacific livery adorns the engine and tender, extending down the sides of these 15 inch Heavyweight passenger cars, to create what was often called "The World's Most Beautiful Train."

The GS-4 was one of the largest and most powerful streamlined locomotives ever built, pulling as many as 20 cars along the graded terrain of the Daylight Route. The most distinctive features of this locomotive are replicated in the model version, including the curved steps leading up to an enclosed all-weather cab and operating MARS light above the headlight on the smokebox door. This K LINE engine also features an opening cab roof and pilot truck detail, unlike any other GS-4 model. This die cast behemoth operates on 31 inch curves and features the industry standard sound and control systems, Lionel RailSounds™ and TrainMaster Command Control.

K3688-4449 Southern Pacific Daylight GS-4 w/Lionel RailSounds™, TMCC, Smoke & Electrocouplers **\$569.95**



GS-4 Engine Features:

- Operating Smoke Unit
- Operating Headlight & MARS Light
- Opening Cab Roof Detail
- All Weather Cab with Opening Rear & Side Doors
- Pilot Truck Detail
- Die Cast Chassis
- Operating Marker Lights
- 2 Drive Wheels
- Box Plot Drivers
- Interior Cab Detail
- Illuminated Firebox
- Engineer Figure
- Separate Metal Handrails & Ladders
- Separate Metal Turbine Control

Tender Features:

- Die Cast Body
- Operating Marker Lights
- Rear Directional Light
- 6 Wheel Die Cast Trucks
- Separate Metal Grab Rails
- Separate Die Cast Snaps
- Separate Metal Ladders
- Separate Oil Pump Detail
- Separate Oil Vent Detail
- Tool Box Detail

Engine & Tender Features:

- Die Cast Construction
- TrainMaster™ Command Control
- Lionel RailSounds™
- Total Length 25" Long

Runs on 0-31 Track




K641-2031 Southern Pacific Express Service Boxcar **\$29.95**

The 15 inch Heavyweights and Express Service Boxcar are a perfect complement to the Daylight Shifter.


K-4888A Southern Pacific Daylight 15" Heavyweight 4-PAC \$199.95




Baggage #3200



Diner #10250



'D'Witt' Pullman



Observation #2952

Fresh milk was delivered from local dairies to central distribution points over the rails in passenger cars with two tanks inside. This car is based on a Southern Pacific milk car of this type.



K4888-6011A Southern Pacific Daylight Milk and Cream Car \$49.95

New

Heavyweight Passenger Car Features:

- Overhead Streamlight™ Illumination
- Fully Furnished Interior with Passenger Tigs as Included
- Vestibles with Fully-Sprung Opening Doors
- Lighted Drumhead & Marker Lights (on selected items)
- Die Cast 6-Wheel Trucks
- Operating Die Cast Metal Couplers
- Prototypical Reproduction with Authentic Paint Schemes
- Diaphragms Included
- Separate Steel Grab Rails & Handrails
- Separate Metal Steps
- Metal Chassis with Undercarriage Detailing
- Foot Angle Wheels with Needle Point Axles

K-4888B Southern Pacific Daylight 15" Heavyweight 2-PAC \$99.95




Car #2912

'Loko Creek' Pullman

Amtrak 18" Superliners

These 18" Superliners are models of the Amtrak cars that run on long-haul routes west of Chicago. These cars offer car to car passage only on the upper level. A transition car provides both upper and lower level passage at opposite ends of the car, providing a transition between double- and single-level cars.

K-4603L Amtrak 18" Superliner 4-PAC \$559.95



Sleeper #32117



Coach #34102

8-Level Passenger Car Features:

- Extruded Aluminum Body
- Overhead Streamlighting Illumination
- Fully Finished Interior with Passenger Figures Included
- Operating End Lights (Trailing Car)
- Factory Installed Diagrams
- Separate Steel Grab Rails and Handrails
- Metal Chassis
- Prototypical Die Cast 4-Wheel Trucks
- Operating Die Cast Metal Couplers
- Fast Action Wheels with Needle Point Axles
- Prototypical 8-Level Reproductions with Authentic Paint Schemes
- G-42 Corvi Required



Detailed Interiors



Lower Level Door



Prototypical Compartments



K4600-11900 Amtrak 18" Transition Sleeper \$124.95



Cooling Vents

North Carolina DOT "Piedmont"



K4003-1797 North Carolina DOT "City of Asheville" F59PHi w/Lionel RailSounds™, TMCC®, Smoke & Electrocouplers **\$379.95**

The North Carolina Department of Transportation sponsors two daily trains, which are operated by Amtrak. The Carolinian travels between Charlotte and New York City, while the Piedmont travels between Raleigh and Charlotte in approximately 3 hours. The Piedmont is led by an F59PHi decorated in the colors of North Carolina. The K-LINE Diesel features Lionel RailSounds™, TrainMaster Command Control, Electrocouplers and smoke for realistic and superior operation. The matching 18 inch aluminum cars are modeled after the ones that travel through the Tar Heel state. All originally owned by Amtrak, the North Carolina cars look similar to Amtrak cars, however, they carry the NC State flag. All cars include full interiors with figures and patented overhead Streamlighting.



F59PHi Locomotive Features:

- Dual Vertical Motors with Brass Flywheels
- TrainMaster™ Command Control
- Lionel RailSounds™ Digital Sound
- Phototypical Reversing Lighting Effects
- Operating Ditch Lights
- Operating Directional Headlight & Flashing Sidebe
- 4 Wheel Brakes with Quadra-Grip™ Traction
- Die Cast Trucks, Fuel Tank, Pilot & Wheels
- Operating Die Cast Metal Couplers
- Dimensions: 15.75"L x 2.5"W x 3.875"H

K-640300 North Carolina DOT "Piedmont" 18" 4-Car **\$459.95**



"Carolina Coach" #4000361



"Pamlico Seater" Lounge Car # 400201



"Pisgah Forest" Seepage #400102



"Mount Mitchell" Full Dome Car # 400321

Milwaukee Road "Hiawatha"

The Milwaukee Road was a railroad known for its innovative passenger car designs and paint schemes. The 1935 introduction of the "Hiawatha" took the railroad world by storm. This brightly colored train was a high-speed, lightweight train designed in the same dimensions as conventional passenger cars. One of the most notable cars on the train was the skytop observation car. This unique car featuring 27 angular, flat windows consisting of 15 different shapes to form the Skytop area giving passenger spectacular views.

This "Hiawatha" Passenger Train features A-B-A E-7 Diesels with Lionel Railroads, TrainMaster Command Control and Electrocouplers and six 15-inch Aluminum Passenger Cars. The engines feature the PowerLink system, whereby all motors are controlled by the electronics in the lead unit. The pulling power and smooth operation in Command or Conventional mode are unmatched by any other three-unit diesels.

Forty-four Milwaukee Road cars were assigned to streamliner and were painted in Union Pacific colors. In 1955, UP began using Milwaukee Road's rails east of Omaha. From that point on, Milwaukee abandoned their own unique colors and painted their entire fleet yellow and gray with red trim, including the "Hiawatha."

Replicated in extruded aluminum, yet sized to run on any O-31 layout, is the Super Dome, the lastest passenger car ever built. Milwaukee Road ordered ten of these 112 ton cars from Pullman Standard. The upper level sat 68 passengers, while the lower dining lounge area accommodated 28 passengers. One end of the lounge features a kitchen bar area. Relive the excitement of the "Hiawatha" with this colorful set.



Extruded Aluminum Passenger Car Features:

- Overhead Streamlighting/LED Illumination
- Fully Furnished Interior with Passenger Figures
- Operating Die Cast-Metal Couplers
- Hitches with Coupling Mechanisms
- Vestibules with Fully-Sprung Opening Doors
- Operates on O-31 Curves
- Dimensions: 15" L x 2.5" W x 3.5" H

E-7 Diesel Features:

- Dual Vertical Motors with Stress Flywheels
- TrainMaster Command Control
- Lionel Railroads™ Digital Sound
- Electrocouplers
- Operating Headlight & MARKS Light
- Fully-Sprung Opening Cab Doors
- Operates on O-31 Curves
- Dimensions: 13.5" L x 2" W x 3.625" H





"Red River Valley" Parlor #134



Baggage #1234



Street #726



Coach #454

K-1121 Milwaukee Road "Hiwatha" Passenger Set \$1199.95



Dining Car #554



Skyliner Observation Car features prototypical window design and a blinking red light indicating the train's forward direction. Ninety percent of the Skyliner's elliptical area was covered in glass, allowing spectacular views.

Union Pacific City of Los Angeles

The City of Los Angeles and the rest of the Union Pacific streamliner fleet reached a pinnacle in the mid-50s with post-war passenger traffic eager to vacation in the west. During the peak years, UP ordered stunning dome coaches, dome observation cars, and dome dining cars. After the arrival of the dome cars, all UP trains carrying domes became known as "Domeliners" and the City of Los Angeles, with its popular Domeliners, became the UP's premier train.

Each passenger car has a unique interior specific to that car's body style. For example the tables, chairs and place settings are clearly visible as the Diner car passes by on the track. These authentic extruded aluminum replicas of metal body passenger cars from the streamliner era feature unprecedented prototypical detail, including authentic paint schemes, realistically detailed interiors, opening doors and painted figures.



Dome Diner #8001

K-4690B Union Pacific City of Los Angeles 21" 2-PAC \$249.95



KPO/Baggage #5013



Club Lounge Car #6206

K-4690C Union Pacific City of Los Angeles 21" 3-PAC \$374.95



Sun Cape Sleeper



Dome Coach #7006

Extruded Aluminum Passenger Car Features:


- Extruded Aluminum Body
- Overhead Streamlighting™ Illumination
- Fully Furnished Interior with Passenger Figures
- Vestibules with Fully-Sprung Opening Doors
- Operating Die Cast Metal Couplers with Hidden Uncoupling Mechanism
- Lighted Drumhead & Marker Lights (on selected items)
- Separate Steel Grab Rails & Handrails
- Separate Metal Steps
- Vent Detail on Roof
- Metal Chassis with Undercarriage Detailing
- Factory Installed Diaphragms
- Die Cast 4-Wheel Trucks
- Fast Action Wheels with Needle-Point Axles
- Separate Metal Truck Springs
- Prototypical Reproduction with Authentic Paint Schemes

Alco PA-1 Diesels

For sheer eye appeal, nothing could compare to the Alco PA. But these Alco engines were short-lived on both the Rio Grande and the PRR. Unfortunately, performance didn't measure up to beauty and the Alcos never equalled the reliability of the Electro-Motive (EMD) locomotives. First introduced on the Rio Grande in 1947, the Alcos were replaced with F3s by the mid-50s.

These detailed models feature the standard sound and operating system, Lionel RailSounds and

TrainMaster Command Control. They also include smoke and electrocouplers at front of each A Unit.



K-29802 Pennsylvania PA A-B-A
w/Lionel RailSounds, TMCC, Smoke & Electrocoupler \$599.95

Smoking



K-29212 Rio Grande PA A-B-A w/Lionel RailSounds, TMCC
Smoke & Electrocouplers \$599.95

NEW!

- ✓ B-UNITS
- ✓ ELECTROCOUPLERS
- ✓ SMOKE

PA-1 Features:

- Lionel RailSounds
- TrainMaster Command Control
- Dual Vertical Motors with Brass Flywheels
- B-Wheel Drive
- Electrocouplers
- Operating Smoke Units
- Detailed Die Cast Trucks
- Die Cast Pilot and Couplers
- Die Cast Fuel Tank
- Metal Grab Rails
- Operating Headlight
- Operating MARK Light (on Rio Grande)
- Stainless Steel Screens on Sides and Roof
- Freely Rotating Roof Fans
- Illuminated Number Boards
- Opening Cab Doors
- Engineer Figure
- Diagrams Included

California Zephyr

The word zephyr is derived from the Greek God of the West Wind, Zephyrus, and means the west wind. When the California Zephyr debuted in 1949, it offered luxury service from Chicago to San Francisco. It traveled like the wind coming out of the west. The 2,532 mile route was operated by the Burlington Route, Rio Grande and Western Pacific over their respective tracks. The train's schedule was carefully planned in both directions in order to see both the Colorado Rocky Mountains and California's Feather River Canyon in the daylight hours.


Western Pacific F-7 A-B-A Diesels are the power source for the model version of this premier cross-country train. These engines feature Lionel RailSounds, TrainMaster Command Control and Electrocouplers and can handle whatever terrain you can throw at them. With four motors pulling together there is plenty of power to spare.

The 15 inch aluminum cars replicate the shiny, fresh out of the shops look of the original Zephyr cars. These cars negotiate 31 inch curves, so they can run on virtually any layout. The interiors of the cars include detailed furnishings, figures and patented overhead StreamLighting. A separate Diner is also available to round out this gleaming train.

California Zephyr Passenger Set Includes:

- WP F-7 Powered A w/Lionel RailSounds™, TMCC®, Smoke & Electrocouplers
- WP F-7 Dummy B
- WP F-7 Powered A w/Electrocouplers
- CB&Q "Silver Roundup" Dome Lounge
- CB&Q "Silver Horizon" Observation
- WP "Silver Dollar" Dome Coach
- CB&Q "Silver Bear" Boggage
- DRGW "Silver Mustang" Dome Coach

K-1207 California Zephyr 15" Aluminum Passenger Set \$1,074.95



Also Available:

K4613-10842 CZ WP "Silver Platter" 15" Diner \$104.95

Extruded Aluminum Passenger Car Features:

- Extruded Aluminum Body
- Overhead Streamlight™ Illumination
- Fully Furnished Interior with Passenger Figures
- Vestibules with Fully-Sprung Opening Doors
- Operating Die Cast Metal Couplers with Hidden Uncoupling Mechanism
- Lighted Drumhead & Marker Lights (on selected items)
- Separate Steel Crab Rails & Handrails
- Separate Metal Steps
- Vent Detail on Roof
- Metal Chassis with Undercarriage Detailing
- Factory Installed Diaphragms
- Die Cast 4-Wheel Trucks
- Fast Action Wheels with Needle-Point Axles
- Separate Metal Truck Springs
- Prototypical Reproduction with Authentic Paint Schemes



F-7 Diesel Features:

- Dual Vertical Motors with Brass Flywheels
- TrainMaster™ Command Control
- Lionel RailBoards™ Digital Sound
- Electrocouplers
- Operating Headlight & MARK Light
- Fully-Sprung Opening Cab Doors
- Operates on 0-31 Curves
- Dimensions: 13.5"L x 2.5"W x 3.625"H

Santa Fe Blackbonnet or Midnight Chief?

In the years since its first appearance in 1948 in a now famous train catalog, the black and red Santa Fe Warbonnet has become the stuff of legend. Everyone wondered why it was black one year and silver the next.

Fast forward over 50 years and K-LINE brings these striking diesels out and creates a stir in the market place. Some call the paint scheme the Blackbonnet while others call it the Midnight Chief. Regardless of the name, everyone wants these engines and matching boxcars. A complete train seemed to be the natural extension of this excitement.

Boxcar Features:

- 11.5" Long
- Die Cast Trucks
- All Metal Operating Couplers
- Separate Metal Ladders and Grab Rails
- Separate Metal Brakebeard
- Metal Chassis with Underside Detailing
- Opening Doors


Caboose Features:

- Overhead Streamlighting™ Illumination
- Operating Smoke Unit with On-Off Switch
- Fully Furnished Interiors
- Conductor & Brakeman Figures

Another postwar item never made was this matching Bay Window Caboose



K-25303 Santa Fe F-3 A-B-A Diesels w/ Jumbo RailSounds™, TMCC® & Electrocouplers \$599.95




K761-1051 Santa Fe Scale Boxcar \$44.95

4 Different Road Numbers Available: #97190, #97191, #97192, #97199




K612-1053 Santa Fe Smoking Bay Window Caboose \$64.95



K-4630L Santa Fe 18" Midnight Chief 4-PAC \$459.95

"Black Hill" Pullman • "Black River" Vista Dome • "Black Canyon" Observation • "Black Feather" Dinner

K6232-1051A Santa Fe Warbonnet Aluminum Tank Car 4-PAC \$199.95



Die cast hoppers and aluminum tank cars with this black, red and yellow paint scheme continue this line of freight cars. 18" passenger cars, dubbed the Midnight Chief, are also available for fans of SF passenger service. These dynamic cars will be talk of any layout. And they go around a 31" Curve with our newly designed sliding apron.

K623-1053 Santa Fe Die Cast Hopper \$49.95

4 Different Road Numbers Available: #77190, #77191, #77197, #77199



K-25304 Santa Fe F-7 AA, blue / yellow w/ EC, Smoke \$479.95

K-LINE continues to offer this A-B-A F-3 Diesel in the colors you always wished you could have, with all the standard features you have come to expect, Lionel RailSounds, TrainMaster Command Control and Electrocouplers.

Also Available:

K2530-0327 Santa Fe F-7 B, blue/yellow, dummy \$129.95

K-4630M Santa Fe 18" Midnight Chief 2-PAC \$229.95

"Black Arrow" Coach • "Black Mountain" Baggage

Runs on 0-31 Curves



Santa Fe "Super Chief"

One of the best known streamliner trains of all time, the Super Chief reached the height of its prestige in the late 1940s and early 1950s when it received new diners, sleepers, dome cars and the EMD F-Series Diesels. Among the passenger cars delivered by Pullman-Standard were twelve "Indian" Series duplex roomette sleepers, seven new thirty-six seat dining cars and six unique Pleasure Domes. The luxuriously appointed stainless steel passenger cars of the Super Chief era are reproduced here in prototypical detail, featuring authentic Native American inspired names and individually designed interiors with patented overhead StreamLighting.

K-46306 Santa Fe "Super Chief" 21" 2-PAC **\$249.95**



"Mohave" Sleeper



"Chiricahua" Sleeper


See page 45 for Extruded Aluminum Passenger Car Features

The powerful F-units that led the Super Chief in the late 1940s transported passengers between Chicago and Los Angeles in record time. Featuring the stunning War Bonnet livery, the Super Chief Diesels are reproduced in accurate proportions. The sound of Lionel RailSounds, combined with the control of TrainMaster Command Control, will convince any model engineer that he is highballing down the Atchison, Topeka and Santa Fe.

F-7 /F-3 Diesel Features:

- Dual Vertical Motors with Brass Flywheels
- Bath Powered Units Linked using PowerLink™
- TrainMaster™ Command Control
- Lionel RailSounds™ Digital Sound
- Die Cast 6-Wheel Trucks, Fuel Tank & Pilots
- 2 Operating Die Cast Metal Couplers
- 8 Wheel Drive with Quadra-Grip™ Traction
- Operating Headlight & HARS Light (on selected units)
- Illuminated Cab Interior & Number Boards
- Die Cast Horn Details
- Metal Roof Vent Detail & Lift Rings
- Etched Brass Screens on Sides
- Motorized, Rotating Roof Fans
- Separate Steel Grab Rails
- Separate Metal Steps
- Partholes with Lens Detail
- Diaphragms Included
- Fully-Strung Opening Cab Doors
- 2 Engineer Figures
- Separate Windshield Wipers
- Metal Chassis
- Prototypical Reproduction with Authentic Paint Schemes
- Dimensions: 13.5"L x 2.5"W x 3.625"H


K-25301 Santa Fe F-7 A-B-A Diesels w/Lionel RailSounds™, TMCC & Electrocouplers **\$599.95**



K-4630H Santa Fe 18" Hi-Level 4-PAC \$499.95



Hi-Level Coach #526



Hi-Level Chair Car #529



Hi-Level Stop Down Coach #536



Hi-Level Diner #551

page 38 for Bi-Level
Passenger Car Features

Also Available:

K-4630A Santa Fe "Super Chief" 15" 2-PAC \$209.95

K-4630A Includes: Diner #601 • Baggage #3464

K-4630B Santa Fe "Super Chief" 15" 4-PAC \$419.95

K-4630B Includes: "Indian Pony" Pullman • "Vista Valley" Observation • "Indian Falls" Pullman • Pleasure Dome #503

Also Available in 18" (K-4630C \$459.95)

K4630-33421 Santa Fe "Super Chief" 18" Baggage \$114.95

Convert these Scale Cars to 2-Rail



K-4600SP Scale Streamliner Passenger Truck w/Pickups (2) \$24.95

K-4630D Santa Fe "Super Chief" 21" 4-PAC \$499.95



"Indian Arrow" Sleeper



"Atchison" Business Car



Vista Dome #505



Diner #605

Canadian Pacific "The Canadian"

The Canadian Pacific Railway, one of the largest railways in North America, defined transcontinental transportation for Canada. Canadian Pacific was chartered in 1880 for the specific purpose of building a rail line to unite the Pacific coast with the eastern provinces. In the 1950s CP envisioned an all stainless-steel passenger train to be named The Canadian. In June of 1953, the CP placed the largest train car order in the history of the Budd Company. A total of 173 fluted cars were manufactured in Philadelphia for The Canadian and her sister train, The Dominion. During 1954-55, CP took delivery of all 173 cars, enough for two continental trains in each direction. The following types of cars were produced: Baggage/Dormitory, First Class Coach, Dome-Coach Buffet, Sleeping Car, Dining Car and Dome Observation.

This set is available in two lengths, one with 18 inch cars and the other with 15 inch cars. Both sets are led by Canadian Pacific F-7 A-A Diesels with Lionel RailSounds, Train

Master Command Control and Electrocouplers. These features allow remote control of these engines using the industry standard control system. Both units are double-motored, with all four motors linked and pulling in concert with each other for maximum pull. The aluminum passenger cars feature prototypically correct paint schemes and extrusions, fully furnished interiors with figures, patented overhead StreamLighting and hidden uncoupling mechanism. 31 inch curves are required for operation of the 15 inch cars, while a 42 inch curves is needed to run the 18 inch cars.



K-1129C Canadian Pacific "The Canadian" 15" Passenger Set \$749.95

"The Canadian" Includes:

- F-7 A-A Diesels w/Lionel RailSounds™, TMCC® & Electrocouplers
- "Blair Manor" Pullman
- "Craig Manor" Pullman
- "Empress" Coffee Shop Lounge
- "Skyline Dome" Coach
- "Tremblant Park" Observation



See Page 45 For F-7 Engine Features and
Extruded Aluminum Passenger Car Features

Also Available:

K-1129B Canadian Pacific "The Canadian" 18" Passenger Set \$749.95

- Includes:**
- F-7 A-A Diesels w/Lionel RailSounds™, TMCC® & Electrocouplers
 - Baggage Dormitory #3006 • Dome Coach #517 • "Ken" Diner
 - "Dawson Manor" Pullman • "Tremblant Park" Observation



C&NW Commuter Cars

Operating in heated competition with the Burlington and Milwaukee Road streamliners, Chicago & North Western launched The 400 in 1939. This streamlined line linked Chicago with Milwaukee, Minneapolis and other Midwestern cities. The bi-level, or gallery cars, were inaugurated on the Flambeau 400 from Chicago to Northern Wisconsin and the Peninsula 400 from Chicago to Upper Michigan in 1955.

The gallery cars were popular in commuter service, where they were referred to as Superbanites. Commuter trains contained a variety bi-level and conventional cars, and were pulled by several different road diesels, including E-8s and F-7s. In 1959 the C&NW modified several F-7s and ordered new gallery cars with a cab on the upper deck for push-pull service. This allowed them to retire conventional cars in favor of the more cost effective gallery cars.

K-4620K C&NW 21" "The 400" 2-PAC \$249.95

Also Available in 15" (K-4620L \$209.95)



Parlor # 6500



RPO/Baggage/Tavern # 7600

Also Available:

K-4620J C&NW 21" "The 400" 2-PAC \$249.95

K-4620M C&NW 15" "The 400" 2-PAC \$209.95

(Coastline 3400) • Baggage/RPO # 8700

K-4620G C&NW 21" "The 400" 4-PAC \$499.95

Also Available in 15" (K-4620K \$419.95)




Coach # 3419



Observation Parlor # 7706



Combine/Tavern # 7502



Dining #6556

**K-28201 C&NW E-8 Powered AA w/Lionel
RailSounds™, TMCC, Smoke & Electrocouplers
\$579.95**

**K-2820-0001 C&NW E-8 Dummy B
w/Smoke \$149.95**



See page 55 for E-8 Features

Also Available:

K2520-4051 C&NW F-7 Dummy B w/Smoke \$129.95



See Page 47 For F-7 Features

K-25201 C&NW F-7 Powered AA w/Lionel RailSounds™, TMCC®, Smoke & Electrocouplers \$479.95



K-4620C C&NW 21" "The 400" Gallery Car 4-PAC \$599.95



Cab Coach #175

See Page 35 For Bi-Level Passenger Car Features



Buffet Lounge #903



Coach #700



Parlor #6400

K-4620E C&NW 21" "The 400" Gallery Car 2-PAC \$299.95



Coach #705

Also Available:

K-4620E C&NW 21" "The 400" Gallery Car 2-PAC \$299.95

Buffet Lounge #900 + Coach #705



Parlor #6401

Quality Engines at a Quality Price

In 1935 the Milwaukee Road ordered its skilled shop forces to design and build new lightweight "specdliner" cars to compete with the Burlington Route. Wearing the vivid orange and maroon livery of the Milwaukee Road, the Hiawathas hit the rails in May, making the 410-mile Chicago to St. Paul trip in just 6 hours and 30 minutes. These F-7 diesel engines powered by dual motors and controlled by TrainMaster Command Control are perfect to lead the model Hiawatha passenger train on any layout.

K-25431 Milwaukee Road F-3 ABA w/Lionel RailSounds™, TMCC® & Electrocouplers \$599.95



The K-LINE E-8s have plenty of brawn to power the train from our nation's capital through the Midwest. Both A Units are powered and feature Lionel RailSounds, TrainMaster Command Control and Electrocouplers for the ultimate in realistic operation. These diesels, as well as the dummy B Unit sold separately, have operating smoke units, which is currently all the rage in diesel operation. These beautiful blue and grey units are a must have for any fan of the B&O.

K-26101 B&O E-8 Powered AA w/Lionel RailSounds™, TMCC®, Smoke & Electrocouplers \$579.95

Also Available: K2610-1452 B&O E-8 Dummy B-Unit w/Smoke \$149.95



Extend your New York Central or Northern Pacific F-Units with the addition of a dummy B Unit. These helper engines give a prototypical look to your consists.

E-8 Features:


- Dual Vertical Motors with Brass Flywheels
- Both Powered Units Linkaid using PowerLink™
- TrainMaster™ Command Control
- Lionel RailSounds™ Digital Sound
- Die Cast 6-Wheel Trucks, Fuel Tank & Pilots
- 2 Operating Die Cast Metal Couplers
- 8-Wheel Drive with Quadro-Grip™ Traction
- Operating Headlight & MARS Light (on selected units)
- Illuminated Cab Interior & Number Boards
- Die Cast Horn Details
- Metal Roof Vent Detail & Lift Kings
- Etched Brass Screens on Sides
- Motorized, Rotating Roof Fans
- Separate Steel Grab Rails
- Separate Metal Steps
- Porchholes with Laces Detail
- Disintegrator Installed
- Fully-Sprung Opening Cab Doors
- 2 Engineer Figures
- Separate Windshield Wipers
- Metal Chassis
- Prototypical Reproduction with Authentic Paint Schemes
- Dimensions: 17.5" L x 2.5" W x 3.625" H



K-2550-6514 Northern Pacific F-7 B Diesel #6513B \$129.95



K-2570-3600 New York Central F-3 B Diesel #3600 \$129.95



Smoking RS-3 Locomotives

Alco's RS-3 was a familiar sight on US railroads in the 1950s and '60s. A powerful workhorse, this popular locomotive was also known for its versatility. In addition to secondary assignments, this dependable road switcher often played a leading role in both freight and passenger transport.

Decorated with authentic paint scheme and load with aesthetic and operational details, these model versions of Alco's 1600 hp diesel-electric locomotive look great hauling either a freight or passenger consist.

Equipped with the industry standard remote control system, TrainMaster Command Control, Lionel RailSounds, Smoke and Electrocouplers these realistic diesels are ready to work on your railroad.


K2480-0001 PRR RS-3 w/Lionel RailSounds™, TMCC®,
Smoke & Electrocouplers \$379.95



This unique Pennsylvania RS-3 was nicknamed "The Hammerhead" because of its unusually high, short hood. This locomotive was built in 1953 to pull both freight and passenger trains. PRR's grades required dynamic brakes for freight and a steam generator was required for passenger. In order to fit both into an RS3's short hood Alco raised the hood to the height of the cab itself and created just enough extra room. One notable feature of this diesel is the phone line antenna running the length of the roof.



K2470-8322 NYC RS-3 w/Lionel RailSounds™, TMCC®, Smoke & Electrocouplers \$379.95



K2499-0413 Peabody RS-3 w/Lionel RailSounds™, TMCC®,
Smoke & Electrocouplers \$379.95



K623-8024 Peabody Die Cast Hopper \$49.95
4 Different Road Numbers Available: #16901, #16902, #16903, #16904

RS-3 Diesel Features:

- Dual Vertical Motors with Brass Flywheels
- TrainMaster® Command Control
- Lionel RailSounds™ Digital Sound
- Operating Smoke Unit with On-Off Switch
- 8-Wheel Drive with Quadra-Grip™ Traction
- Die Cast Trucks, Fuel Tank, Pilot & Wheels
- Operating Die Cast Metal Couplers
- Illuminated Number Boards
- Etched Brass Screens on Roof
- Adjustable Side Louvers
- Freely Rotating Intake Fan
- Separate Steel Grab Rails, Handrails & Platform Railings
- Fully-Sprung Opening Cab Doors
- 2 Engineer Figures
- Metal Chassis
- Dimensions: 14" L x 2.5" W x 3.875" H

K2478-2815 PE RS-3 w/Lionel RailSounds™, TMCC®, Smoke & Electrocouplers \$379.95



This Pacific Electric RS-3 is equipped with trolley poles. The unit was equipped with trolley poles before entering PE service so that they could operate signals and crossing lights. The engine was diesel powered, and the trolley poles, one up and one down, were unique in that they were there just to actuate signals, not to provide any power to the locomotive.




K2488-0309 SP RS-3 w/Lionel RailSounds™, TMCC®, Smoke & Electrocouplers \$379.95



K2487-0308 Cotton Belt RS-3 w/Lionel RailSounds™, TMCC®, Smoke & Electrocouplers \$379.95

The Defense Special Observation was part of the Defense Exhibit Trains of World War II. These trains traveled around the country to manufacturing centers to help manufacturers determine whether they could do defense work. Each eight car train had six exhibit cars and two cars with living quarters for the staff of 36. These 18 inch Heavyweights replicate 72 foot cars and feature fully furnished interiors with figures, patented overhead StreamLighting, die cast six-wheel trucks and diaphragms. Choose from New York Central, Southern Railway or Chicago & Alton. Each of these colorful sets reminds us of the days of luxury rail travel when time moved slower and everyone enjoyed the journey, not just the destination.



K4400-0002 "Defense Special" Heavyweight Observation \$69.95

Everyone Loves A Circus

From days gone by to the circuses of today, the most practical way to transport the people, animals and equipment is by rail. The Circus Transport Railroad has many years of experience transporting the circus and they look forward to arriving in your town to delight the children. Even the Circus Rail workers cannot resist a happy face. Load the needed supplies into the 18 inch Heavyweights and Aluminum Cars, as there are a variety to choose from. These cars feature slogans and events from the circus. The Human Cannonball always finds an audience, so he travels on his own and periodically stops and puts on a one man show. Stock Cars are also available to transport the animals.

K-4416D Circus Transport Railroad 18" Heavyweight 2-PAC #4 \$139.95



Sleeping Car



Buggage Car

K-4416C Circus Transport Railroad 18" Heavyweight 2-PAC #3 \$139.95




Dining Car



Buggage Car



K-4616C Circus Transport Railroad 18" Aluminum 2-PAC #3 \$229.95



Sleeper



Diner



K675-5301 Circus Transport House of Reptiles Car \$29.95

Also Available:

K662-5301 Circus Transport Railroad Flat Car w/Canon \$34.95

K-4616D Circus Transport Railroad 18" Aluminum 2-PAC #4 \$229.95



K762-5302 Circus Transport Lion Reefer \$44.95



K762-5301 Circus Transport Elephant Reefer \$44.95



Baggage



Combine

Speeders

Section Crews, signal maintainers and other railroad personnel once used these small, motorized cars for making inspections and repairs to the right of way, signals and railroad structures. While these vehicles have largely been replaced by hi-rail trucks on modern rails, K-LINE's accurately detailed two-seaters are certain to add some fun to any layout.



K2628-13 Alaska Railroad
Speeder \$49.95

0 Gauge



Speeder Features:

- AC Powered
- 3 Position Reversing Unit
- Operating Headlight
- Detailed Painted Figures
- Two Pickup Rollers
- Die Cast Metal Chassis



0 Gauge

K2628-14 Long Island Rail
Road Speeder \$49.95



Speeders Now Feature Blinking Light on Roof



K2628-07 Timken Speeder \$49.95

0 Gauge



K2628-12 Chessie System Speeder \$49.95

0 Gauge

Trolleys

Trolleys were the main means of transportation in major cities in the very early part of the 20th Century. Often trolley companies would build a line stretching outside of the city limits and create a park or other amusement destination at the end of the line. It made a great escape from hectic city life. The amusement park in the Coney Island section of Brooklyn, NY is an example of one owned by a trolley company. Coney Island is noted for being the location of the invention of the hot dog by Charles Feltman and the site of the first roller coaster in America. Today, Coney Island is home to the largest rapid transit storage facility in the entire country. Several generations of people have fond memories of exciting vacations or day trips to the various incarnations of that Brooklyn boardwalk retreat on the water.



K2627-05 Coney Island Trolley \$59.95

0 Gauge

AC Powered • Reverse Unit • Lighted Interior



K2627-04 New Orleans Trolley \$59.95

0 Gauge

Smoking Cabooses

K-LINE Cabooses are the most accurately detailed and feature-laden O Scale models available. These incredibly realistic cars are available in a variety of styles and a variety of roadnames.

Equipped with an operating smoke unit and important details others leave out, each caboose also features a fully furnished interior illuminated by K-LINE's patented StreamLighting. With these caboose offerings, and other recent releases, you're sure to find the perfect ending for your train.



K613-8014 NC DOT Smoking Extended Vision Caboose \$64.95

Matches K2403-1797 NC DOT F59PH Diesel (p.39)

Caboose Features:

- 10.5" Long
- Die Cast Trucks
- Operating Die Cast Couplers
- Fully Furnished Interiors
- Overhead Streamlighting
- Operating Smoke Unit w/On-Off Switch
- Metal Ladders
- Metal Brokenwheels
- Stainless Steel Grab Rails on Sides and Ends
- Metal Safety Chain
- Stainless Steel Landing Platform and Roof Walkway
- 31" Curves Recommended



K612-2113 UP RR Police Smoking Bay Window Caboose \$64.95

Matches K705-2111 Union Pacific Camera Car (p.94)

Smoking



K616-4031 Pacific Electric Smoking Wood-Sided Caboose \$64.95

Matches K2478-2815 Pacific Electric RS-3 Diesel (p.57)



K618-2782 Union Pacific Smoking Wood-Sided Caboose \$64.95

Matches K642-2112A Union Pacific Wood Sided Reefers 6-PAC (p.8)



K618-1592 Great Northern Smoking Modern Caboose w/End of Train Device \$64.95



K616-1752 NYC Smoking Wood-Sided Caboose \$64.95

Also Available:

K617-1331 CB&Q Smoking Off-Center Cupola Caboose \$64.95

K617-1511 Erie Smoking Off-Center Cupola Caboose \$64.95



K618-1371 Milwaukee Road Smoking Modern Caboose w/End of Train Device \$64.95

Matches K-25431 Milwaukee Road F-3 Diesels (p.54)

Die Cast 2-Bay Hoppers

We continue to expand our quality die cast rolling stock with a 2-Bay Hopper in 4 different styles. Pictured here are the smooth sided variety with regular ends and off-set ends. These heavy metal cars include all the quality features you have come to expect from K-LINE. Available in a large selection of roadnames, you are sure to find your favorites. All versions come in four individual road numbers for making prototypical, longer strings of cars.



K6251-1051 Santa Fe Die Cast 2-Bay Hopper \$49.95

4 Different Road Numbers Available: #180875, #180876, #180877, #180878

4 Different Numbers



K6251-1371 Milwaukee Road Die Cast 2-Bay Hopper \$49.95

4 Different Road Numbers Available: #94530, #94531, #94532, #94533

4 Different Numbers

Die Cast Body



K6251-1451 Delaware & Hudson Die Cast 2-Bay Hopper \$49.95

4 Different Road Numbers Available: #7000, #7005, #7006, #7007

4 Different Numbers



K6251-1511 Erie Die Cast 2-Bay Hopper \$49.95

4 Different Road Numbers Available: #28000, #28001, #28002, #28003

4 Different Numbers

NEW!

New Smooth Hoppers
with Flat or Off-Set Ends

Convert these Scale Cars to 2-Rail



K-50015 Friction Bearing Scale
Trucks (2) \$14.95

Prototypical Off-Set End



K6252-1251 Reading "Blue-Coal" Die Cast 2-Bay Off-Set Hopper \$49.95

4 Different Road Numbers Available: #9300, #9301, #9302, #9303

4 Different Numbers



K6252-1251 C&O Die Cast 2-Bay Off-Set Hopper \$49.95

4 Different Road Numbers Available: #123691, #123692, #123693, #123694

4 Different Numbers



K6252-2051 Frisco Die Cast 2-Bay Off-Set Hopper \$49.95

4 Different Road Numbers Available: #90480, #90481, #90482, #90483

4 Different Numbers

Die Cast 2-Bay Hoppers

New Ribbed Hoppers
with Flat or Off-Set Ends

We continue to expand our quality die cast rolling stock with a 2-Bay Hopper in 4 different styles. Pictured here are the ribbed variety with regular ends and off-set ends. These heavy metal cars include all the quality features you have come to expect from K-Line. Available in a large selection of roadnames, you are sure to find your favorites. All versions come in four individual road numbers for making prototypical, longer strings of cars.



K6253-1931 Reading Die Cast 2-Bay Ribbed Hopper \$49.95

4 Different Road Numbers Available: #80320, #80321, #80322, #80323


4 Different Numbers



K6253-1331 CB&Q Die Cast 2-Bay Ribbed Hopper \$49.95

4 Different Road Names Available: #192500, #192501, #192502, #192503

4 Different Numbers



K6253-1891 Pennsylvania Die Cast 2-Bay Ribbed Hopper \$49.95

4 Different Road Numbers Available:
#220390, #220391, #220392, #220393

4 Different Numbers

Convert these Scale Cars to 2-Rail




K-5001S Friction Bearing Scale Trucks (2) \$14.95

NEW!**Die Cast Hopper Features:**

- 9.5" Long
- Die Cast Metal Body
- Die Cast Trucks
- Operating Die Cast Couplers
- Spring Loaded, Opening Bay Doors
- Separate Metal Ladders
- Separate Metal Grab Rails
- Separate Metal Air Tanks
- Separate Metal Brakewheel
- 31" Curves Recommended

**4 Different Numbers****K6253-2111 Union Pacific Die Cast 2-Bay Ribbed Hopper \$49.95**

4 Different Road Names Available: #32100, #32101, #32102, #32103

4 Different Numbers**K6254-1251 C&O Die Cast 2-Bay Off-Set Ribbed Hopper \$49.95**

4 Different Road Names Available: #300440, #300441, #300442, #300443

**4 Different Numbers****K6254-1091 B&O Die Cast 2-Bay Off-Set Ribbed Hopper \$49.95**

4 Different Road Names Available: #233580, #233581, #233582, #233583

**4 Different Numbers****K6254-1811 N&W Die Cast 2-Bay Off-Set Ribbed Hopper \$49.95**

4 Different Road Names Available: #38280, #38281, #38282, #38283

Items with multiple numbers are individually boxed. The master carton contains one of each road number.

Die Cast Quad Hoppers


This 70-ton quad hopper is a hefty piece of die cast metal rolling stock. Nearly every US railroad a hopper similar to this, thereby making the decorating possibilities endless. Featuring precise rivet detailing, with separate metal ladders, grab rails, brakewheels and more, these hopper look

so real you may find yourself how this hopper got so small or how you got so big. All cars ride on die cast trucks and are equipped with all metal operating couplers. These hoppers are all available in 4 different road numbers, perfect for running long strings of cars.

Convert these Scale Cars to 2-Rail



K-50015 Friction Bearing Scale Trucks (2) \$14.95



K623-1131 Boston & Maine Die Cast 4-Bay Hopper \$49.95

4 Different Road Numbers Available: #12608, #12609, #12610, #12611

4 Different Numbers

K623-1672 Louisville & Nashville Die Cast 4-Bay Hopper \$49.95

4 Different Road Numbers Available: #115393, #115394, #115395, #115396

4 Different Numbers



68

www.k-line-trains.com

Railroad Name
in French on
other side




K623-1191 Canadian National Die Cast 4-Bay Hopper \$49.95

4 Different Road Numbers Available: #789048, #789049, #789050, #789051

4 Different Numbers

Die Cast Hopper Features:

- 11.5" Long
- Die Cast Metal Body
- Die Cast Trucks
- Operating Die Cast Couplers
- Spring-Loaded, Opening Bay Doors
- Separate Metal Ladders
- Separate Metal Grab Rails
- Separate Metal Air Tanks
- Separate Metal Brakewheel
- 31" Curves Recommended



K623-1937 Reading Blue Coal Die Cast 4-Bay Hopper \$49.95

4 Different Road Numbers Available: #109300, #109301, #109302, #109303

4 Different Numbers

Items with multiple numbers are individually boxed. The master carton contains one of each road number.

Modern ACF Hoppers


As railroading has come into the modern age, car manufacturers have continued to improve and innovate rolling stock. American Car Foundry, a company with a long and storied history, has produced covered hoppers that have 2, 3 or 4 Bays for maximum cargo transport efficiency. These extruded aluminum cars are equipped with either round roof hatches that guard against airborne contamination, or elongated hatches for easy loading. Each intricately detailed car sports realistic roof walks all the way around the car, die cast metal trucks and all metal operating couplers for smooth operation. Many of these hoppers are available in 4 different road numbers, perfect for running long strings of cars.



K6243-2112 UP 3-Bay Aluminum Hopper \$54.95

4 Different Road Numbers Available: #21500, #21505, #21515, #21520


4 Different Numbers



K6243-1151 Burlington Northern 3-Bay Aluminum Hopper \$54.95

4 Different Road Numbers Available: #455126, #455127, #455128, #455129

4 Different Numbers



K6243-1752 NYC 3-Bay Modern Aluminum Hopper \$54.95

4 Different Road Numbers Available: #892001, #892005, #892010, #892020

4 Different Numbers



Convert these Scale Cars to 2-Rail



K-50045 Roller Bearing Scale Trucks (2) \$14.95

K6243-8012A Grain Train 3-Bay Modern Aluminum Hopper 4-PAC \$199.95



K6244-1412 Conrail 4-Bay Aluminum Hopper \$54.95

4 Different Road Numbers Available: # 896430, # 896431, # 896432, # 896433

4 Different Numbers



K6244-1611 IC Gulf 4-Bay Aluminum Hopper \$54.95

4 Different Road Numbers Available: # 81000, # 81001, # 81002, # 81003

4 Different Numbers



K6244-8014 Keystone Chemicals 4-Bay Aluminum Hopper \$58.08 \$54.95



K6244-2032 SF 4-Bay Modern Aluminum Hopper \$54.95

4 Different Road Numbers Available: #45460, #45465, #45471, #45480

4 Different Numbers

Modern Aluminum Hopper Features:

- Extruded Aluminum Shell
- Die Cast Trucks
- Operating Die Cast Couplers
- Prototypical Hatch Detail
- Prototypical Catwalk Detail
- Prototypical Bay Detail
- Separate Steel Grab Rails
- Metal Brakewheel
- Prototypical Braka Detail
- Die Cast End Caps
- 31" Curves Recommended
- 2-Bay Hoppers: 10" Long
- 3, 4-Bay Hoppers: 13.75" Long



K6242-131 C&NW 2-Bay Aluminum Hopper \$47.95

4 Different Rd Numbers Available: #175200, #175201, #175202, #175203

4 Different Numbers



K6242-8011 Nature's Best 2-Bay Aluminum Hopper \$47.95

4 Different Road Numbers Available: #177200, #177201, #177202, #177203

4 Different Numbers

Items with multiple numbers are individually boxed. The master carton contains one of each road number.

Modern, Aluminum Tank Cars

The sleek styling of the extruded aluminum bodies replicates the smooth, welded construction of the modern tank car. Die cast end caps and platforms add to the sturdiness of these cars. Prototypical valve, hatch and vent details, as well as tank length, variety based on the type of material commonly hauled in these tankers. If you are looking for details, they continue with diamond warning markers, ladders, grab rails, drain detail and prototypical catwalk. With a wide number of roadnames available, you are sure to find several tanks that meet your cargo needs.



K6331-1932 Reading Aluminum Tank Car \$52.95

4 Different Road Numbers Available: #90985, #90986, #90987, #90988

4 Different Numbers



K6332-8016 Citgo Aluminum Tank Car \$54.95

4 Different Road Numbers Available: #23500, #23503, #23502, #23505

4 Different Numbers



K6331-1591 Great Northern Aluminum Tank Car \$52.95



K6333-1331 Burlington Route Aluminum Tank Car \$54.95



K6333-8011 Nature's Best Corn Oil Aluminum Tank Car \$54.95

4 Different Road Numbers Available: #1013, #1014, #1015, #1016

4 Different Numbers

Tank Car Features:

- Extruded Aluminum Tank
- Die Cast End Caps
- Die Cast Trucks
- Operating Die Cast Couplers
- E to Cast Platforms
- Prototypical Dome & Vent Details
- Prototypical Cabwork
- 3T Curves Recommended

Tank Car Dimensions:

- K6331:** 8.5' L x 4' H x 2.25' Tank Diameter
- K6332:** 10.8' L x 4' H x 2.25' Tank Diameter
- K6333:** 11.9' L x 4' H x 2.25' Tank Diameter
- K6341:** 10.5' L x 3.75' H x 2' Tank Diameter



K6341-1051A Santa Fe Aluminum Tank Car 4-PAC \$199.95



K6341-1671 L&N Aluminum Tank Car \$49.95

4 Different Road Numbers Available: #125390, #125391, #125392, #125393

4 Different Numbers



K6341-1892 Pennsylvania Aluminum Tank Car \$49.95

Convert these Scale Cars to 2-Rail



K-50045 Roller Bearing Scale Trucks (2) \$14.95

Items with multiple numbers are individually boxed. The master carton contains one of each road number.

Historic Style Tank Cars

Loaded with separate metal details, these single and multi-dome historic tank cars are the most realistic ever offered. K-LINE's high quality fleet features a wide variety of roadnames. The sturdy die cast chassis and die cast trucks combine to offer a smooth ride for all your liquid cargo.



K632-1251 Chesapeake & Ohio Tank Car \$34.95



K632-8022 Union Starch Tank Car \$34.95



K632-8026 Trans Oil Tank Car \$34.95


Texaco 2-Dome Tankers based on post-war versions never produced



K635-8013 Texaco 2-Dome Tank Car \$34.95

2 Different Road Numbers Available: #8013, #8014





K635-8012 Cook Point & Varnish 2-Dome Tank Car \$34.95



K635-8014 Panther Gasoline 2-Dome Tank Car \$34.95




K635-8015 New York City Transit 2-Dome Tank Car \$34.95


2 Different Road Numbers Available: #22731, #22740

Matches K671-8015 NYC Transit Ore Car (p.77)

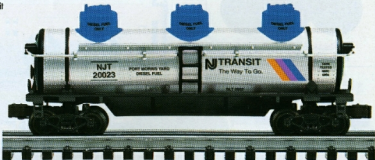
K636-3931A NJT Triple Dome Tank Car 3-PAC \$99.95



"Habakken Yard" Triple Dome Tank Car



"Raritan Yard" Triple Dome Tank Car



"Port Morris Yard" Triple Dome Tank Car

New Jersey Transit Trademarks are used by Taylor Made Trucks, Licensee with Permission and under license New Jersey Transit.

Gondolas and Ore Cars

Railroad operations need a variety of cars because you never know what may come around the corner. Gondolas are some of the most versatile cars on the rails. Whether the load is covered or not, there is no end to what these can haul. The latest gondola carries a die cast, working crane to expanding your yards loading capabilities. From coal and lumber to paper and scrap metal, these die cast gondolas are sure winners.


K652-1391A Rock Island Gondola 2-PAC \$99.95



K652-1392 Rock Island Route Rock Gondola



K652-1391 Rock Island The Rock Gondola



Cover Included

Die Cast Gondola Features:

- 14" Long
- Die Cast Metal Body
- Separate Metal Steps
- Separate Metal Grab Rails
- Separate Metal Brakewheel
- Fully Sprung Die Cast Trucks
- Operating Die Cast Metal Couplers

Convert these Scale Cars to 2-Rail




K-5001S Friction Bearing Scale Trucks (2) \$14.95



K652-1894 Pennsylvania Die Cast Gondola w/crane \$59.95

K671-1895A PRR Ore Car 4-PAC \$119.95



**Golden Colored
4th Car**

Whether in a 4-PAC, or just four road numbers available, ore cars are ideal to run in strings. These work horses of the rails are designed to haul small quantities of dense material, like iron or copper ore or ballast. Ore cars are also converted for use in maintenance of way operations and carry ballast for the roadbed.

Ore Car Features:

- Ore Load
- Die Cast Trucks
- Operating Metal Couplers
- Separate Metal Brakewheel



4 Different Numbers

K671-3441 DSSRA Ore Car \$29.95

4 Different Road Numbers Available: #9138, #9139, #9140, #9141



K671-1191A CN / Ontario Northland Ore Car 2-PAC \$59.95



4 Different Numbers

K671-3743 LIRR Ballast Car \$29.95

4 Different Road Numbers Available: #4198, #4199, #4110, #4111



4 Different Numbers

K671-3744 LIRR Ballast Car \$29.95

4 Different Road Numbers Available: #4040, #4041, #4042, #4043



4 Different Numbers

K671-8011 NYC Transit Ballast Car \$29.95

4 Different Road Numbers Available: #2273, #2274, #2275, #2276

Hauling Coils and Logs


K-LINE's coil cars are accurate scale models of the Evans-designed cars from the 1960s. Removable hoods reveal coil dividers that prevent shifting and damage of the steel coils in transit. These cars feature side railings on the hoods and full-length running boards for added realism. Many of these coil cars have four different road numbers, so you can make strings of these cars.

Coil Car Features:


- 13" Long
- Die Cast Chassis
- Underside Brake Detailing
- Separate Metal Brakewheel
- Wire Handrails
- Stacking Brackets
- Removable Hoods
- Realistic Coil Loads
- Die Cast Trucks
- Modern Lo-Profile Trucks
- Operating Die Cast Metal Couplers
- 31" Curves Recommended

Four removable coils are cradled in support beneath each coil car hood

2 Different Size Coils



K676-1253 C&O Chesie Coil Car #306628 \$44.95



K676-1311 C&NW Coil Car \$44.95

4 Different Road Numbers Available: #395221, #395222, #395223, #395224

4 Different Numbers



San

Buy
Rail

K663-8433 Skeleton Log Car
#68 w/stakes \$34.95





4 Different Numbers

K670-1052 PRR Coil Car \$44.95

4 Different Road Numbers Available: #387005, #387010, #387011, #387012



4 Different Numbers

K676-1054 ATSF Coil Car \$44.95

4 Different Road Numbers Available: #91976, #91977, #91978, #91979



4 Different Numbers

K676-1173 BNSF Coil Car \$44.95

4 Different Road Numbers Available: #534500, #534501, #534502, #534503

Convert these Scale Cars to 2-Rail



K-50015 Friction Bearing Scale Trucks (2) \$14.95

Once you see our fleet of Scale Rolling Stock, nothing else will measure up. Upgrade your layout with the most impressive Scale freight cars ever produced, at the best price ever offered. These cars are reproduced with a strict attention to size and prototypical detail. Get the Lumber Yard going on your layout with these Scale Die Cast Skeleton Log Cars. A load of wood-grain logs is included on each die cast car body. The logs are held in place with tension springs attached to highly detailed metal chains.



K663-8022 Skeleton Log Car
#65 w/stakes \$34.95

K663-8021 Skeleton Log Car
#63 w/stakes \$34.95

Die Cast Boxcars and Reefers

These die cast beauties are an impressive addition to any layout. Featuring die cast metal bodies and lots of prototypical metal details, they may be the most realistic freight cars on the model rails. Once you feel the weight of these cars, their quality is unmistakable.

K751-1052 Santa Fe Die Cast Boxcar \$49.95



Die Cast Metal Body


Boxcars and Reefers Feature:

- 11 1/2 inches long
- Die Cast Metal Trucks
- All Metal Operating Couplers
- All Die Cast Metal Body
- Separate Metal Ladders
- Separate Metal Grab Rails
- Separate Roofwalk and Landing Pods
- Separate Metal Brakehead
- Metal Chassis with Underside Detailing
- Metal Door Runners
- Opening Doors
- 31" Curves Recommended

K752-1371 Milwaukee Road Die Cast Reefer \$49.95



K751-1892 Pennsylvania Die Cast Boxcar \$49.95



K752-2112 Union Pacific Die Cast Reefer \$49.95

Pacific Fruit Express was a joint venture of UP and SP. The Southern Pacific is displayed on the other side.

Convert these Scale Cars to 2-Rail



K-50015 Friction Bearing Scale
Trucks (2) \$14.95



K752-1091 Baltimore & Ohio Die Cast Reefer \$49.95



K751-1751 New York Central Die Cast Boxcar \$49.95

Quality Scale Boxcars


The heart of every railroad is its boxcar fleet and yours should be no exception. K-LINE's boxcars and reefers feature separate metal ladders and grab rails, separate roof walks and landing pads, die cast trucks and operating metal couplers. These offerings bring color and railroad history to your layout with boxcars from different regions of the country.

K761-1132 Boston & Maine Boxcar \$44.95

K761-8015 Standards Boxcar \$44.95



K761-1592 Great Northern Boxcar \$44.95



K761-1332 Burlington Route "Golden Freight Car" Boxcar \$44.95

In November of 1966, the Burlington Route received the Railway Progress Institute's Golden Freight Car award for the most effective promotion of railroad freight traffic in America. To commemorate the award, the Burlington Route painted 8 boxcars gold with the added legend "RPI Award Winner 1966."


Boxcars Feature:

- 11 1/2 inches long
- Die Cast Metal Trucks
- All Metal Operating Couplers
- Separate Metal Ladders
- Separate Metal Grab Rails
- Separate Roofwalk and Landing Pads
- Separate Metal Brakewheel
- Metal Chassis with Underside Detailing
- Metal Door Runners
- Opening Doors
- 31" Curves Recommended

Convert these Scale Cars to 2-Rail



K-50015 Friction Bearing Scale
Trucks (2) \$14.95



K765-1451 NY DOT "I Love NY" Boxcar \$44.95

Union Pacific updated the painting of this safety promotion car acquired from the Missouri Pacific with the change to a UP herald.



K765-2112 Union Pacific Herbie Boxcar \$44.95



K763-1752 New York Central Stock Car \$44.95

Historic, Wood-Sided Refrigerated Cars

In the early days of railroading, wood-sided reefers were developed to transport perishable goods over long distances. This gave people the opportunity to enjoy fresh produce, dairy products and other items that need refrigeration. Railroads and other private companies also discovered that these cars were a great place for advertising. Reefers became traveling billboards. In simpler times, people could sit by the rails and watch the trains and their ads go by.

K762-8028 Springfield Root Beer Wood-Sided Reefer \$44.95

Convert These Scale Cars to 2-Rail



K-50015 Friction Bearing Scale Trucks (2) \$14.95



K762-8027 Hot Foot Powder Wood-Sided Reefer \$44.95

K762-8029 Black Cat Licorice Wood-Sided Reefer \$44.95



K762-8030 Fresh Cream Wood-Sided Reefer \$44.95



K762-8031 Cook's Ale Wood-Sided Reefer \$44.95


Reefers Feature:

- 11 1/2 inches long
- Die Cast Metal Trucks
- All Metal Operating Couplers
- Opening Roof Hatches
- Separate Metal Ladders
- Separate Metal Grab Rails
- Separate Roofwalk
- Separate Metal Brakewheel
- Metal Chassis with Underside Detailing
- Metal Door Runners
- Opening Doors
- 31" Curves Recommended

K762-2031A SP / Houston Texas Central 2-PAC \$89.95




SP Wood-Sided Reefer



Houston & Texas Central Wood-Sided Reefer

H&T.C. was controlled by Southern Pacific, and like many SP-controlled railroads of the era, it used a circular medallion similar to the SP freight medallion.

K762-1051 SF Dynamite Wood-Sided Reefer \$44.95



K762-8032 West India Fruit Wood-Sided Reefer \$44.95

Transported goods to and from pre-Castro Cuba via ferries.

Front Runners for Your O Scale Layout

Over the years container traffic on the major railroads has continued to grow to the point that in many parts of the country, the only trains you see are intermodal container trains. No modern layout is complete without the finest intermodal cars around. K-LINE all die cast intermodal cars ride on die cast trucks and have operating couplers for realistic switching and consist building.

The latest model in K-LINE's die cast, O Scale Intermodal line is the TTUX Front Runner, a stand-alone, intermodal spine car. These cars are based on lightweight cars built for TTX beginning in 1983. The Front Runners can carry 40 or 48 foot trailers or containers, or two 20 foot ISO Tanks and feature standard knuckle couplers on the ends for maximum versatility.

TTAX Spine Cars prototypically operate in five-unit car riding on common trucks. These die cast units were built from car manufacturer blue prints to ensure accuracy and realism. These cars can carry a variety of sizes of containers and ISO tanks. While these five-unit-cars would run in a train of five-unit cars, each end has regular couplers so it can go anywhere in the train.

NEW!



K771-1051 Santa Fe Front Runner w/Santa Fe Trailer \$49.95

4 Different Road Numbers Available: #298998, #292771, #298992, #780793

4 Different Numbers



K771-2191 TTX Front Runner w/K-LINE Container \$49.95

4 Different Road Numbers Available: #121050, #121051, #121052, #121053

4 Different Numbers



Die Cast Body



K771-2111 Union Pacific Front Runner w/2 Union Pacific ISO Tanks **\$49.95**

4 Different Road Numbers Available: #904510, #904511, #904512, #904513

4 Different Numbers

Front Runners / Spine Cars Feature:

- Die Cast Chassis
- Metal Steps and Ladders
- Metal Brakewheel and Stand
- Fully Spung Die Cast Trucks
- All Metal Operating Couplers
- 42" Curves Recommended



K771-8011 NASA Front Runner w/2 NASA ISO Tanks **\$49.95**

4 Different Road Numbers Available: #7582388, #7392158, #9295072, #9294760

4 Different Numbers



K770-6535 TTAX S-Unit Spine Car Set w/ containers **\$149.95**

87

Intermodal Transportation

Gunderson and Thrall DTTX cars run in multi-unit cars or as stand-alone units. These units are only offered as stand alone cars for maximum flexibility. Constructed of die cast metal, these cars offer tremendous shipping options for stacking containers. The Gunderson car also includes a fifth wheel. Located at both ends of a car, the wheel anchors a trailer in place.

Die Cast Body



K-775201 APL Thrall DTTX w/2 containers \$64.95

DTTX Features:

- 16.5' Long
- Die Cast Metal Body
- Fully-Sprung Die Cast Trucks
- All Metal Operating Couplers
- Metal Brakewheel and Stand
- Metal Ladders
- Metal Grab Rails
- 42" Curves Recommended



K-776502 SP Gunderson DTTX w/container on chassis \$64.95

Gunderson DTTX Features:

- Metal Air Tanks
- Separate Stainless Steel Catwalk
- Fifth Wheel to Secure Trailer
- 42" Curves Recommended



K774-1051 Santa Fe Scale Trailer 2-PAC w/3 RailMate Bogies \$64.95



K-776901 Southwind Gunderson DTTX w/2 containers **\$64.95**

Also Available:

K-7770 Maersk Gunderson DTTX **\$64.95**

ISO Tank Features:

- 5 inches long
- Die Cast Metal Frame
- Prototypical Detailing and Decorating

The RailMate system easily moves product and material back and forth between road and rail. These bogies attach easily to a trailer to instantly convert a road-use trailer to a trailer ready for the rails. One of the most common use of this type of system is for moving the US Mail overnight.

RailMate™ Features:

- Single Axle Bogie Converts from Road to Rail Transportation
- Easy to Detach from Loading or Trailing Trailer
- One Bogie with Coupler for Attaching to Train
- Detailed Die Cast Truck Side Frames
- Die Cast Air Tank



K-7810025 SP ISO Tank **\$15.95**



K-7810026 CSX ISO Tank **\$15.95**



K-7810027 Hyundai ISO Tank **\$15.95**



K-7810028 Sealand ISO Tank **\$15.95**

Flat Cars for Every Transport Need

Flat Cars are one of the most versatile railroad cars in the fleet. These scale 48 foot flats carry a variety of loads including railroad cars going back to the shop, gas tanks, milk tanks, orange juice tanks, uncut marble, pickup trucks, track and rolled steel.

Flat Car Features:

- 13.5" Long
- Die Cast Trucks
- Operating Die Cast Couplers
- Wooden Detail on Surface
- 31" Curves Recommended

Also Available:

K691-8016 USS Steel Flat Car
w/ rails **\$44.95**



K691-1091 Baltimore & Ohio Flat Car w/2 Ore Cars **\$44.95**




K691-2033 Southern Pacific Flat Car w/2 Ore Cars **\$44.95**



K691-1511 Erie Flat Car w/Linde Liquefied Gas Tank **\$44.95**



K691-1893 Pennsylvania Flat Car w/3 Die Cast Pickups **\$44.95**



K691-1811 Norfolk & Western Flat Car w/track sections **\$44.95**



K691-4162 Rutland Flat Car w/Vermont Marble Load \$44.95



K691-4161 Rutland Flat Car w/Unknown Soldier Load \$44.95

K691-1512A Erie Flat Car w/Milk Tanks 2-PAC \$89.95



Erie Flat Car w/Dairymen's League Milk Tanks

Erie Flat Car
w/Dairymen's League
Milk Tanks

A long-neglected facet of railroading, K-LINE offers O Scale Fitch containers for intermodal transport. Initially used to transport milk, the insulated tanks were also well-suited for transport of fresh orange juice concentrate to northern states. Easily transferred from railroad flat car to truck flatbed, these flat-bottomed, slide-off tanks reached their height in the late 1940s. And these authentic replicas are sure to be a favorite on today's model railroads!



K691-8014 National Car Co Flat Car w/Orange Juice containers \$44.95




K691-8013 National Car Co Flat Car w/Borden milk containers \$44.95

Die Cast Flats and Auto Loaders

These 15" Die Cast Flat Cars prototypically ride on four sets of die cast trucks, that's 16 wheels, in order to carry the heavy loads that these monster-size flat cars were designed to transport. Each set of trucks is individually riveted to the car so the wheel pairs can navigate independently.

K692/K693 Specific Features:


- 15' Long
- Die Cast Metal Body
- Separate Metal Steps & Grab Rails
- Separate Metal Brakeswheel
- 4 Sets Fully Sprung Die Cast Trucks



K692-1151 Burlington Northern Die Cast Flat Car w/transformer \$69.95



K693-1091 Baltimore & Ohio Die Cast Flat Car w/Pulpwood Load \$69.95



K694-8011 Evans Boat Loader w/6 Boats \$64.95

Also Available:

K692-1891 PRR Die Cast Flat Car w/transformer \$69.95




K691-8015 NASA Flat Car w/Capsule & Helicopter \$44.95

Helicopter Removable

K693-8011 NASA Die Cast Flat w/Aluminum Rocket Booster \$69.95

Die Cast Body




K693-1251 Chesapeake & Ohio Die Cast Flat Car w/Pulpwood Load \$69.95



K694-1752 NYC Auto Loaderw/6 Die Cast Autos \$64.95



K693-1211 Canadian Pacific Die Cast Flat Car w/Lumber Load \$69.95



K693-1932 Reading Die Cast Flat Car #9101 w/Bethlehem Pipe \$69.95

K693-8012 NASA Die Cast Flat w/Aluminum Rocket Booster \$69.95




NASA needs your railroad's help in getting the component parts to Cape Canaveral for the next rocket launch. The engineers are waiting for both rocket stages, the capsule, the escape tower and the recovery helicopter. And they need it now. So help our the Space Program and schedule this precious cargo for immediate delivery.

If you purchase all three flats, you will be able to assemble a complete two stage rocket with capsule and escape tower that stands over 3 feet tall. Both rocket stages are extruded aluminum and the helicopter is die cast metal.

Camera Cars

Always wondered what your layout looks like from track level? With these new camera cars you can inspect your track and watch it on television. Each car carries a color camera that pans and tilts and a 2.4 GHz transmitter. The equipment draws power from the track for a constant signal and consistent operation. The complete package includes a receiver that plugs into either the antenna jack or RCA input jacks on any television. Just plug the receiver into the TV, put the car on the track, and the picture will show up on the screen. The camera is great for showing details in lighted tunnels, or viewing the scene from the engineer's point of view.



K705-7401 WMDK TV Camera Car \$249.95

Camera Car Features:

- Operating Color Camera and Transmitter
- Camera Pans and Tilts
- Operates While Moving or Stationary
- Receiver Included
- Easy Hook up to TV
- Die Cast Truck and Helicopter Included



Just plug the receiver into the TV, put the car on the track, and the picture will show up on the screen.



K705-2111 UP RR Police Camera Car \$249.95

Dump Cars

These side dump cars are right at home on any railroad maintenance project, and can serve dual duty transporting bulk materials in revenue service. Activated by K-LINE's K-712RC remote controller or any manufacturer's operating track section, the body of the Coal Dump Car lifts up to deposit its simulated coal load trackside through the opening side panel.

Dump Car Features:

- 12" Long
- Remote Control Operated Dump Mechanism
- Lift-Up Tray (Coal Car)
- Lift-Up Platform (Log Car)
- Opening Side Panel (Coal Car)
- Fold-Down Stakes (Log Car)
- Die Cast Chassis
- Separate Metal Grab Rails
- Operating Die Cast Couplers
- Realistic Loads

Also Available:

K712-2111 UP Operating Coal Dump Car **\$54.95**

K-712RC Remote Controller **\$24.95**

Activate cars anywhere on your layout with this Remote Controller or any Uncoupling Section.

K713-1891 PRR Operating Log Dump Car **\$54.95**

K712-1031 Amtrak Operating Coal Dump Car **\$54.95**



Dump coal load in bin, or remove partitions to dump logs.

K-712B Dump Bin **\$19.95**



K713-1031 SF Operating Log Dump Car **\$54.95**

Dumps Anywhere
On Layout

The Log Dump Car features a lift-up platform and fold-down side stakes that allow the wood-grain logs to roll off onto the track right of way. The realistic movement of K-LINE's new side dump cars is sure to add fun and realism to any railroad operation.



Realistic and Highly Detailed

Operating Double Searchlight Cars

NEW!

After the crew pulled two double shifts in a row, the dispatcher sends them out again after midnight to work on that same section of track that the inspectors have been over and over. Use this double searchlight car to make sure they can see what they are working on. This new car features two operating searchlights that rotate as the car goes down the track. A die cast truck is also included when the crew needs to take a break and ride down to the doughnut store. It is open 24 hours.



Die Cast Pickup Included

K722-1371 Milwaukee Road Operating Double Searchlight Car \$39.95



K722-1751 New York Central Operating Double Searchlight Car \$39.95

Features:


- 13.5" Long
- Searchlights Rotate and Illuminate
- Die Cast Pickup Truck
- Die Cast Freight Trucks
- Metal Operating Couplers
- 31" Curves Recommended

K722-2111 Union Pacific Operating Double Searchlight Car \$39.95




State Quarter Banks

K-LINE's State Bank Cars complement the US Mint's 50 State Quarters Program, and both are issued in the same order that the states joined the Union. Painted a stunning metallic silver, the freight cars simulate the silver metal of the coins. The individual design of each state quarter is beautifully rendered on the side of each car, along with the US Mint 50 State Quarters logo and the date the state was admitted to the Union. A slot in the car's roof or body allows it to function as a bank, as well as a functional freight car.




K632-7437 Ohio Quarter
Tank Car Bank \$34.95




K632-7438 Louisiana Quarter
Tank Car Bank \$34.95

Also Available:

K613-7471 13 Colonies Smoking Extended Vision Caboose \$64.95



K623-7436 Tennessee Quarter
Die Cast Hopper Bank \$49.95



K652-7440 Mississippi Quarter
Die Cast Gondola Bank \$44.95



K765-7439 Indiana Quarter
Baxcar Bank \$44.95

Coca-Cola®

Nostalgia has a way of sneaking up on you. This nostalgic train set is based on a COCA-COLA set from the 1970s. All your favorites are here including COKE, TAB, SPRITE and FANTA ORANGE.

This train is available two ways. The train collector can purchase just the MP-15 diesel, caboose and three boxcars. It is also available as a complete set for the COCA-COLA collector or beginning railroader. This includes an oval track and an AC transformer.



K262B-11A COCA-COLA® Speeder w/2 Trailers \$64.95

COCA-COLA
Santa is driving
the Speeder



K641-5113 COCA-COLA® "It's the Real Thing" Musical Boxcar \$44.95



**K-1220 COCA-COLA® Nostalgic
"It's The Real Thing" Train \$174.95**

Train Set Includes:

- COCA-COLA® Nostalgic MP-15 Diesel
- COKE® Nostalgic Caboose
- Nostalgic Boxcar (SPRITE)
- Nostalgic Boxcar (TAB)
- Nostalgic Boxcar (FANTA)

Also Available:

**K-1226 COCA-COLA® Nostalgic
"It's The Real Thing" Complete Set \$239.95**

Also Includes:

- 31" x 41" SuperSnap Oval Layout
- AC Transformer

COCA-COLA® and COKE® brand trains and accessories are produced for The Coca-Cola Company, owner of the trademarks COCA-COLA, COKE, SPRITE, TAB, FANTA, the Dynamic Ribbon Device, the design of the contour bottle, the design of the contour glass, the Red Blue Icon, the design of the COCA-COLA Santa, the design of the COCA-COLA Polar Bear and the design of the COCA-COLA Seal by K-Line Electric Trains, an authorized dealer. © The Coca-Cola Company. All rights reserved.

K641-S1095 COCA-COLA®
Musical Holiday Boxcar on
Display Base \$44.95



K2625-02B COCA-COLA®
Handcar & Trailer \$64.95

Also Available:

**K-1013 COCA-COLA® Polar Bear
Handcar Set \$99.95**

- Handcar
- Trailer
- Track
- Power Pack

Handcar Features:

- AC Powered
- Compatible with O and D-27 Gauge
- Detailed Figures
- Wood Plank Detailing
- Trailer Connecting Bar
- Tool Box Details
- Two Roller Pickups



K2627-02 COCA-COLA® Trolley \$64.95

Trolley Features:

- Operating
- Forward and Reverse
- Equipped with StreamLighting®
- Perfect for Layout or Display



K661-5104 COCA-COLA® Flat Car w/2 1930s Cars \$39.95

Artwork on vehicles may change pending final approval.



K661-5108 COCA-COLA® Flat Car w/2 1930s Trucks \$39.95

Artwork on vehicles may change pending final approval.


K-1004 COCA-COLA® Diesel Freight Set w/horn \$209.95

K-1004 COCA-COLA® Diesel Set Includes:

- COCA-COLA® MP-15 Diesel Engine
- COCA-COLA® Caboose
- COCA-COLA® Boxcar
- COCA-COLA® Gondola with Crates
- Operating Searchlight Car
- SuperSnap™ 31" Curves (8)
- SuperSnap™ 10" Straights (4)
- Lighted Lockan
- Transformer

MP-15 Diesel Engine Features:

- Operating Horn
- Dual Motors
- Operating Headlight
- Operating Cab Light
- Quadra Grip™ Wheels
- 8-Wheel Drive
- Die Cast Trucks
- Metal Chassis & Handrails
- Operating Die Cast Couplers
- 3 Position Reversing Unit





K872-004 COCA-COLA® Beverage Truck \$29.95

Beverage Truck Features:

- Metal Grab Rail
- Detailed Cab Interior
- Opening Side Doors
- Interior Compartments
- Die Cast Chassis
- Underside Detailing
- Chrome Trim
- Detailed Wheels

COCA-COLA® and CEREAL® brand names and scenarios are produced for The Coca-Cola Company, owner of the trademarks COCA-COLA, CEREAL, the Dynamic Ribbon device, the design of the contour bottle, the design of the contour glass, the Red Star logo, the design of the COCA-COLA Signs, the design of the COCA-COLA Polar Bear and the design of the COCA-COLA Soft by 8-LINE Electric Train, an authorized use. © The Coca-Cola Company. All rights reserved.



K-013104 COCA-COLA®
Tower w/ Rotating Bottle
\$44.95

Illuminated
Bottle



Aluminum
Tower



K4698-02002 COCA-COLA® Gallery of Refreshment \$59.95

Aluminum passenger-style car features gallery windows showcasing COCA-COLA® images from the past.

Artwork may change pending final approval.



K6341-5101 COCA-COLA® Aluminium Tank Car \$54.95



K6244-5101 COCA-COLA® 4-Bay Modern Hopper \$59.95



K762-5103 COCA-COLA® Historical Reefer #2282 \$49.95



K762-5102 COCA-COLA® Historical Reefer #4563 \$49.95



K762-5101 COCA-COLA® Historical Reefer #5563 \$49.95


Scale Reefer Features:

- 11.5" Long
- Die Cast Trucks
- All Metal Operating Couplers
- Opening Roof Hatches
- Separate Metal Ladders
- Separate Metal Grabrails
- Separate Metal Brakewheel
- Metal Chassis with Underside Detailing
- Metal Door Runners
- Opening Doors

Heavyweight Passenger Car Features:

- Overhead Streamlighting® Illumination
- Fully Furnished Interior with Passenger Figures Included
- Ventilators with Fully-Sprung Opening Doors
- Lighted Drumhead & Marker Lights (on selected items)
- Die Cast 6-Wheel Trucks
- Operating Die Cast Metal Couplers
- Diaphragms Included
- Separate Steel Grab Rails & Handrails
- Separate Metal Stops
- Metal Chassis with Undercarriage Detailing
- Fast Angle Wheels with Needle-Paint Axles

K-4898B COCA-COLA® 15" Heavyweight 2-PAC \$109.95



"Liberty" Coach



"Robinson" Pullman

K-4898A COCA-COLA® 15" Heavyweight 2-PAC \$109.95



Baggage #1886



"Soda Fountain Deys" Diner



COCA-COLA® and COKE® brand trains and accessories are produced by The Coca-Cola Company, owner of the trademarks COCA-COLA, COKE, the Dynamic Ribbon device, the design of the can, the four bottles, the design of the contour glass, the Red One logo, the design of the COCA-COLA Script, the design of the COCA-COLA Polar Bear and the design of the COCA-COLA Glass by K&E Electric Trains, an authorized user. © The Coca-Cola Company. All rights reserved.

Anheuser-Busch Trains for the Adult Collector




K616-5601A Anheuser-Busch Scale 4-PAC \$199.95

4-PAC includes: 150th Anniversary Smoking Wood-Sided Caboose • Die Cast Hopper
Die Cast Gondola w/ covers • Wood-Sided Reefer



104

www.k-line-trains.com



K641-5603 Anheuser-Busch 150th Anniversary 2002 Holiday Reefer \$34.95



© 2002 Anheuser-Busch, Inc., St. Louis, MO.

All rights reserved. Trademarks used under license, K-LINE Electric Train, license.



K762-5601 Budweiser Reefer #5705 \$49.95



K762-5604 Budweiser Beer Car Reefer # 3606 \$49.95



K762-5608 Anheuser-Busch "Adolphus" Wood-sided Reefer \$49.95



K762-5605 Malt Nutrine Beer Car Reefer # 3288 \$49.95




K762-5606 Anheuser-Busch Ice Car Reefer # 3605 \$49.95



K762-5603 Budweiser Beer Car Reefer #3603 \$49.95

G! Big News



For Anheuser-Busch G Scale
Reefers, see page 125

Anheuser-Busch Trains for the Adult Collector

K623-5601 Anheuser-Busch Die Cast Hopper \$54.95

4 Different Road Numbers Available: #1001, #1002, #1003, #1004



Die Cast Hopper Features:

- 11.5" Long
- Die Cast Metal Body
- Spring Loaded Opening Doors
- Separate Steel Wire Grab Rails

K694-5601 Anheuser-Busch Auto Loader w/6 Die Cast Pick-Up Trucks \$69.95

106

www.k-line-trains.com



© 2007 Anheuser-Busch, Inc., St. Louis, MO.

All rights reserved. Trademarks used under license, K-LINE Electric Trains, licensee.



K6341-5602 Anheuser-Busch Corn Syrup Aluminum Tank Car \$54.95



K6341-5603 Anheuser-Busch Corn Syrup Aluminum Tank Car \$54.95



Tank Car Features:


- Extruded Aluminum Tank
- Die Cast End Logs
- Die Cast Platforms
- Prototypical Hatch & Vent Details
- Prototypical Catwalk Detail
- Runs on 0-31 Track



K6341-5604 Anheuser-Busch Corn Syrup Aluminum Tank Car \$54.95

Flat Car Features:

- Detailed Loads
- Die Cast Tracks
- All Metal Operating Couplers



K691-5602 Anheuser-Busch Flat Car w/Crates \$49.95



K691-5601 Budweiser Trailer on Flat Car \$49.95

Anheuser-Busch Complete Set for the Adult Collector

This set reproduces authentic paint schemes and rolling stock from Anheuser-Busch historic rail operations. Led by a smoking, die cast steam engine and tender, this complete train set features three prototypical wood-sided reefers to carry ice and other essential materials needed for the transportation of malt beverage. Also included are a double dome tank car and illuminated caboose. Track, transformer and sound controller complete the package.



Smoke about
Steam Engine



K-1011 Anheuser-Busch Historical Classic Train Set \$299.95

Train Set Includes:

- Die Cast, Smoking Steam Engine
- Tender with Whistle
- 3 Historical Reefers
- Double Dome Tank Car
- Illuminated Caboose
- SuperSnap 31" x 51" Oval Layout
- AC Transformer
- Whistle Controller
- Lighted Lockon

All Cars Feature:

- Separate Metal Details
- Die Cast Trucks
- Metal Operating Couplers





K-013105 Anheuser-Busch Bubbling Water Tower \$44.95

For the Adult Collector



K721-5601 Bud Light Rotating Bottle Car 39.95

Illuminated Bottle Rotates



K621-5602 Anheuser-Busch 2000 Holiday Hopper \$29.95



K-625902 Anheuser-Busch 1997 Holiday Hopper \$29.95



K621-5603 Anheuser-Busch Pride & Quality Hopper \$29.95



K71-005 Anheuser-Busch "Budweiser" Beverage Truck \$29.95

Trolley Features:

- Operating
- Forward and Reverse
- Equipped with StreamLighting™
- Perfect for Layout or Display



K2627-03 Anheuser-Busch "Budweiser" Operating Trolley \$64.95

NYPD

New York City's Finest have come to your train layout. These flat cars and die cast vehicles feature the colors and logo of the NYPD.



K691-8020 NYPD Flat Car w/2 vehicles \$44.95



K-94904 NYPD Mounted Police Pickup w/Horse Trailer \$14.95



K691-8019 NYPD Flat Car SUV & Tow Truck \$44.95



K661-6201 NYPD Flat Car w/2 Pedal Cars \$39.95

Also Available

K-64531 NYPD Police Cruiser Pedal Car \$5.95

K-94532 NYPD Tow Truck Pedal Car \$5.95



K-94902 American Heroes NYPD 4-PAC \$22.95



K662-6201 NYPD Flat Car w/Helicopter \$39.95

Texaco Die Cast Vehicles

These Texaco trucks and gas station create a vintage look on your layout. Choose from any of these trucks sold separately.



Texaco Vehicles Feature:

- 5.5" Long
- Die Cast Body
- Opening Hood
- Separate Details

K-94536	Texaco Pickup Truck	\$9.95
K-94537	Texaco Mini Tanker	\$9.95
K-94538	Texaco Road Assistance Truck	\$9.95
K-94539	Texaco Oil Delivery Truck	\$9.95
K-94540	Texaco Convertible Pace Car	\$9.95
K-94541	Texaco Tow Truck	\$9.95
K-94542	Texaco Fire Chief	\$9.95
K-94543	Texaco Delivery Van	\$9.95



TEXACO

Licensed
Product




Vehicles Not Included

K-40731 Texaco Gas Station \$14.95


Texaco Gas Station is 11" L x 6.5" H x 6" W



"Louis Pasteur" Pullman



"Walter Reed" Pullman



"Eli Metchnikoff" Pullman


American Red Cross

K-4899A Red Cross 15" Heavyweight 3-PAC \$99.00


For every 3-PAC of American Red Cross Pullman Cars sold we will donate the profits to the Red Cross. These 15" Heavyweight Cars are based on three Pullman Sleepers that were rebuilt for the Red Cross in 1917. They operated as laboratories on rails and were used to control epidemics. American Railroads willingly moved these cars around the country to help do their part to aid the prevention of disease. Each car was named after a leader in the field of communicable diseases.



The railroad has played an important role in the growth of the Ford Motor Company. Whether it was moving raw materials to the Ford factories, or transporting finished automobiles to auto showrooms, it was done by rail. Ford owned a fleet of railroad cars for these purposes. These flat cars carrying die cast vehicles provide a unique look to your railroad.



K691-6002 Ford Flat Car w/Die Cast 55, 66, 00 T-Birds \$44.95



K694-6001 Ford Auto Loader w/ 6 Die Cast Vehicles \$64.95




K691-6003 Ford Flat Car w/Die Cast 97 Ford F150's \$44.95

© 2002 Ford Motor Company

Good Humor

Childhood memories of the summer always include the ice cream man, and there is only one ice cream. That's the Good Humor Man. These die cast pedal cars replicate the classic look of this famous ice cream brand.





The Heinz Pickle Factory is an historic landmark in its hometown of Pittsburgh, PA. The company fully utilized the rails to transport its 57 varieties. These historic reefers and pickle cars would look right at home on any layout.



K675-5203 Heinz Pickles Vat Car (#56) \$32.95



K675-5204 Heinz Pickles Vat Car (#66) \$32.95



K642-5208 Heinz Pickles Wood-Sided Reefer (#363) \$32.95



K642-5209 Heinz Pickles Wood-Sided Reefer (#374) \$32.95

Celebrate A Birthday

Looking for the perfect birthday present for a fan? A boxcar that plays Happy Birthday is the answer. Give this colorful boxcar as a gift and the receiver will have a smile on his face and a song in his heart.

Write Birthday
Information on Door



K-641-7410 Happy Birthday Musical Boxcar \$39.95

Special Addition

One of the most beloved K-LINE items, the Special Addition Boxcars for Girls and Boys now plays three lullabies at the push of a button. While you commemorate a new member of the family, you can also soothe the little one back to sleep.



K-64275 Special Addition "It's a Girl" Musical Boxcar \$39.95

Personalize Car with
Baby's Vitals



K-64285 Special Addition "It's a Boy" Musical Boxcar \$39.95

Maximum Quality, Minimum Price

The Seaboard Air Line Railroad ran "Through the Heart of the South," serving six southeastern states with track over 4,200 miles. It was the first bankrupt railroad of the Great Depression, but managed to survive and, beginning in 1967, went through several mergers to ultimately become a key part of CSX.

K-21791A Seaboard Alco AA & Caboose \$174.95

Includes: • Powered Alco A Diesel w/ Horn • Dummy Alco A Diesel • Illuminated Caboose



K641-1551A Florida East Coast Boxcar 2-PAC \$59.95



K641-1792 New Haven Boxcar \$29.95

2 Different Road Numbers Available: # 55003, # 55004

2 Different Numbers



K661-8552 FEC Classic Flat Car w/White Whale Vats \$29.95



K661-1752 NYC Classic Flat Car w/Die Cast Cannons \$35.95

Train 19

Train 19 offers the best value in O-27 Scale Freight Cars. Backed by over 25 years of quality and innovation, these value-priced cars offer a terrific opportunity to begin a new hobby or expand and existing consist. Features include die cast trucks and wheels, operating metal couplers and needle-point axles for high-quality performance you've come to expect from K-LINE. Opening boxcar doors, caboose illumination, metal tank car handrails, and a tremendous variety of road names combine to offer the most incredible realism available in the entry-level market.



K640-3251 C&E Boxcar \$19.95



K611-2112 UP Illuminated Caboose \$19.95



K631-1751 NYC Pacemaker Tank Car \$19.95



K640-1060 Santa Fe Boxcar \$19.95



K622-1451 D&H Ribbed Hopper \$19.95



K621-3721 Lehigh & New England Hopper \$19.95



K621-2112 UP Hopper \$19.95




K682-2031 SP Work Caboose \$19.95



K682-1091 B&O Work Caboose \$19.95

Also Available:

K611-1751 NYC Illuminated Caboose	\$19.95
K621-1891 PRR Hopper	\$19.95
K621-8013 Genesee & Wyoming Hopper	\$19.95
K622-1471 Lackawanna Ribbed Hopper	\$19.95
K622-1891 PRR Ribbed Hopper	\$19.95
K631-1931 Reading Tank Car	\$19.95
K640-1071 Atlantic Coast Line Boxcar	\$19.95
K640-1411 Conrail Boxcar	\$19.95
K640-1493 Rio Grande Boxcar	\$19.95
K640-1731 Katy Boxcar	\$19.95
K640-4161 Rutland Boxcar	\$19.95
K661-1431 CSX Flat Car w/Ford Pick Up & Figures	\$19.95
K661-1491 Rio Grande Flat Car	\$19.95
K661-1751 NYC Flat Car	\$19.95
K661-1893 PRR Flat Car w/bulkheads and stakes	\$19.95



K661-1011 Alaska Flat Car w/Die Cast Ford Truck & Figures \$19.95

Starlite Diner

Hungry for a highly-detailed accessory for your layout? The aluminum Starlite Diner offers the latest cuisine and plateful of features. It includes a lighted roof sign, neon signs in the windows, figures and detailed interior, StreamLighting, smoke and music.

Diner Features:

- Aluminum Body
- Lighted Sign
- Neon Window Signs
- Detailed Interior with figures
- Smoking
- Plays "Let's Twist Again"
- Plenty of Free Parking

Plays "Let's Twist Again"



K-42404 Starlite Diner \$79.95

Vehicles not included

Smoking



Lighted Sign

Neon Window Signs

Detailed Interior with figures



Base Approximately 16 1/4" x 10 1/8"

Colonial House

Expand the neighborhood on your layout with this detailed 2-story home with all the amenities. The Colonial House features a smoking chimney, interior StreamLighting and operating swing on the expansive front yard.

Colonial House Features:

- Sturdy ABS Plastic House
- Smoking Chimney
- Interior StreamLighting
- Operating Swing
- Expansive Front Yard
- 4 Figures

K-42405 Colonial House \$69.95

Vehicle not included



Smoking!

Moving Swing



Painted Figures on Bench



Conrail Paint Shop

With every new railroad merger, freight cars are scheduled to get repainted. During the brief life of Penn Central, many cars avoided the paint shops. With the creation of Conrail, cars lettered for New York Central and Pennsylvania were still traveling the rails. Today New York Central Boxcar #164204 is due to be painted in the Conrail livery.

NEW!

Scale Boxcar Included



Worker #1 Slides Stencil in Place

Worker #2 Turns to Paint

K-42406 Conrail Railroad Paint Shop \$79.95

Base Approximately 13" x 5.5"

At the push of a button, one worker slides the stencil into place and the other worker turns to paint the car. This accessory includes this unique scale boxcar in the midst of being repainted.

Clear Skylights



"Retro Manufacturing" Factory

Do your part to help the economy and open a manufacturing facility in your hometown. The factory is illuminated with StreamLighting and features a smoking chimney. The fork lift moves back and forth on the loading dock, while a worker sweeps the sidewalk on the other side of the building.

Factory Features:

- Sturdy ABS Plastic Factory
- Smoking Chimney
- Interior StreamLighting
- Open Windows
- Moving Forktruck
- Moving Sweeper

Smoking!



Moving Forktruck

Interior StreamLighting

Worker Sweeping



K-42403 Operating Factory \$69.95

Boxcar not included


Concept Model Shown

Base Approximately 10" x 13"

The Difference is in the Details

Every layout is judged by the details that make the big picture, and K-LINE wants your layout to be the best. We are expanding our line of new operating accessories with the Fisherman on a Trestle. Your friends will marvel at your ingenuity of the stream with real running water that re-circulates back to the top. The fisherman rocks back and pulls the fish out of the water for all to see.

K-42402 Fisherman on Trestle \$69.95



Real Running Water

Base Approximately 17" x 12"

This accessory is designed to go under your track for added realism, or it can stand alone with abandoned trestles. It is designed to be used with either our bridge piers or our trestle sets. Both support systems elevate any track to a height of 6 inches.



Fisherman Catches Fish

K-41813 Bridge Piers (2) \$15.95
Elevate Track 6 Inches High

Caboose Yard Office

Caboose Yard Office Features:

- Overhead StreamLighting™ Illumination
- Operating Smoke Unit with On-Off Switch
- Fully Furnished Interiors
- 6 Figures
- Simulated Fire

The daily running of a railroad is a very hectic operation. Thankfully the people in the yard office keep it running smoothly. A beehive of activity, the caboose office handles all the days scheduling, switching, equipment maintenance and more. K-LINE now offers you the ability to bring order to your railroad. Our caboose office features a scale, smoking, illuminated, woodside caboose with interior, minus the trucks, the figures shown, a simulated trash fire all in a very typical railroad setting.

K-42401 NYC Caboose Yard Office \$79.95



Approximately 14" Tall



Lighted Torch & Crown

K-41932 Statue of Liberty on Base \$29.95

She is a symbol of freedom and continues to cast a watchful eye over your layout and remind the good citizens of your town what it means to be an American. This fully-assembled model features a lighted torch and crown, and rises above a landscaped base.

Also Available:

K-41931 Statue of Liberty Kit \$9.95

Landscaped Base



K-41811 Graduated Trestle Set (24) \$24.95

Raise Track Up To 6 Inches High

Also Available:

K-41812 Elevated Trestle Set (10) \$19.95

Elevate Track 6 Inches High



K-0133 Searchlight Tower \$30.95

Two high-intensity lights really illuminate your train yard.

K-0132EX Revolving Beacon \$30.95



A vibrating motor attached to rubber feet causes the beacon to rotate slowly, casting red and green shadows on your layout.

Warning light on top blinks.



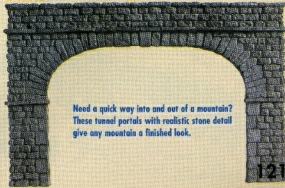
K-013101 Dairymen Lauge Bubbling Water Tower \$39.95

A light illuminates the tube and tower while the resulting heat causes the liquid to bubble.

K-41841 Single Tunnel Portals (2) \$12.95



K-41842 Double Tunnel Portals (2) \$17.95



Need a quick way into and out of a mountain? These tunnel portals with realistic stone detail give any mountain a finished look.

SuperSnap® Track

Ordering Information

K-0705	SuperSnap 31" Curve (8/circle), carded (4)	\$15.00
K-0706	SuperSnap 31" Curve (8/circle)	\$3.49
K-0707	SuperSnap 1/2 31" Curve	\$3.49
K-0716	SuperSnap 42" Curve (12/circle)	\$3.49
K-0717	SuperSnap 1/2 42" Curve	\$3.49
K-0718	SuperSnap 54" Curve (16/circle)	\$3.49
K-0719	SuperSnap 63" Curve (16/circle)	\$3.95
K-0720	SuperSnap 81" Curve (16/circle)	\$4.95
K-0722	SuperSnap 72" Curve (16/circle)	\$4.49
K-0723	SuperSnap 96" Curve (16/circle)	\$4.99
K-0724	SuperSnap 120" Curve (16/circle)	\$5.75
K-0730	SuperSnap 10" Straight, carded (4)	\$15.00
K-0731	SuperSnap 3.5" Straight	\$3.49
K-0732	SuperSnap 4" Straight	\$3.49
K-0735	SuperSnap Remote Uncoupling Section	\$9.95
K-0736	SuperSnap 10" Straight	\$3.49
K-0737	SuperSnap 1/2 Straight	\$3.49
K-0739	SuperSnap Conversion Sections, carded (2)	\$4.99
K-0751	SuperSnap 20" Straight	\$6.99
K-0752	SuperSnap 40" Straight	\$12.99
K-0759	SuperSnap 60 Degree Crossover	\$17.95
K-0760	SuperSnap 90 Degree Crossover	\$17.95
K-0763	SuperSnap 31" Remote Switch, LH	\$49.95
K-0764	SuperSnap 31" Remote Switch, RH	\$49.95
K-0775	SuperSnap 72" Remote Switch, LH	\$59.95
K-0776	SuperSnap 72" Remote Switch, RH	\$59.95
K-0795	SuperSnap Lighted Blumper on Track (2)	\$11.95
K-0798	SuperSnap Terminal Track, Lighted only	\$5.95
K-0799	SuperSnap Terminal Track, Surge Protection	\$14.95



K-0737 SuperSnap 1/2 Straight



K-0736 SuperSnap 10" Straight




K-0739 SuperSnap 10" Conversion Sections (2)




K-0706 SuperSnap 31" Curve



K-0759 SuperSnap Crossover, 60 Degree



K-0760 SuperSnap Crossover, 90 Degree




Super "K"™ Straight with a SuperSnap Conversion Piece and a SuperSnap Straight



O Gauge Straight with a SuperSnap Conversion Piece and a SuperSnap Straight

SuperSnap is a registered trademark of MDK, Inc and is protected under Patent No. 6,398,120



122 www.k-linetrains.com

SUPER SNAP

SUPER SNAP
SNAP-TOGETHER THEIR TUBULAR TRACK BY K-LINE™ ELECTRIC TRAINS

Upgrade Your Layout

K-0763/64 Exact Footprint Replacement for Lionel 022 Switch



Best Switch Ever Made!

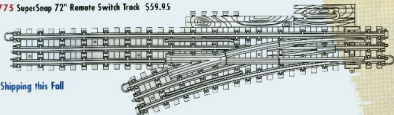
K-0763 Super Snap 31" Remote Switch Track \$49.95

Smoothest Riding • Most Realistic • Quietest


Switch Features:

- Micro Motor Powered
- LED Indicators
- Non-Derailing
- Low Profile Switch Housing
- Operates on Fixed or Track Voltage
- Connects with all Tubular Track

K-0775 SuperSnap 72" Remote Switch Track \$59.95



Shipping this Fall




K-0375 0 42" Left Hand Remote Switch \$47.95

The Protector™ Lockon

Guard your valuable on-board electronics with the Protector Lockon. The illuminated Protector works with any O Gauge track to absorb power surges and guard against power spikes. Includes easy-to-connect banana plugs.

K-0690 Protector™ Lockon \$14.95



K-0795 Lighted Bumper on Track (2) \$11.95

K-014101 Lighted Bumper (2) \$7.95



K-0798 Terminal Track w/Light \$5.95

K-0799 Terminal Track
w/Surge Protection \$14.95

G Scale Speeders and Wood-Sided Reefers

These Speeders and Reefers are compatible with all G Scale Layouts.



K-92007 Milwaukee Road G Scale Speeder 49.95

G Scale



K-92006 NYC G Scale Speeder 49.95

G Scale



K-92009 Long Island G Scale Speeder 49.95

G Scale



K-92008 Western Pacific G Scale Speeder 49.95

G Scale

K923-004 Anheuser-Busch
Malt Nutrine G Scale Reefer
\$69.95

G Scale



NEW!
G SCALE



© 2002 Anheuser-Busch, Inc., St. Louis, MO. All rights reserved.
Trademarks used under license, K-LINE Electric Trains, Kenner.



K923-003 Anheuser-Busch Beer Car G Scale Reefer \$69.95

G Scale



K923-005 Anheuser-Busch Ice Car G Scale Reefer \$69.95

G Scale



K923-001 Heinz Mustard G Scale Reefer \$69.95

G Scale



K923-002 Heinz Ketchup G Scale Reefer \$69.95

G Scale

A licensed product of H.J. Heinz Company, LP. © 2002

1:43 K-LINE Cruisers

The die cast vehicles are perfect to dress up any layout or collection. With the variety of eras and styles represented, you are bound to find your favorites among them.

All Single Vehicles \$4.95 unless otherwise noted.

Colors may vary. Check your retailer for availability

Caravans



K-94426 MGB Soft Top with Caravan \$9.95



K-94428 VW Beetle Soft Top with Caravan \$9.95

Also Available:

- K-94423 VW Microbus with Caravan \$9.95**
- K-94424 1958 Porsche 356B Coupe with Caravan \$9.95**
- K-94425 MGB Convertible with Caravan \$9.95**
- K-94427 VW Beetle Cabriolet with Caravan \$9.95**
- K-94429 MB 190SL Cabrio with Caravan \$9.95**



K-94209 1957 Chevrolet Corvette

1950s

Also Available:

- K-94201 1957 Chevrolet Bel Air**
- K-94203 1957 Chevrolet Nomad**
- K-94204 1953 Ford F-100 Pickup**
- K-94215 1957 Ford Ranchero**
- K-94220 1956 Porsche 356B/C**
- K-94222 1958 Edsel Citation**
- K-94704 1958 Buick**
- K-94734 1959 Cadillac Series 62**
- K-94884 1955 Cadillac Eldorado**



K-94202 1955 Ford Crown Victoria



K-94694 1955 Buick



K-94228 1955 Ford Thunderbird



K-94744 1955 Oldsmobile Super 88

1960s



K-94227 1964 Shelby Cobra 427S/C



K-94534 1967 Chevy Corvette



K-94634 1964 Ford Mustang

Also Available:

K-94206 1960 Volkswagen Karmann Ghia

K-94216 1967 Chevrolet Camaro Z-28

K-94210 1967 Volkswagen Beetle

K-94224 1966 Ford Thunderbird

K-94214 1968 Shelby GT-500KR

K-94544 1969 Chevy Corvette

1920s & 1930s European



K-94303 1936 Benz Classic Hard Top

1920s & 1930s



K-94230 1937 Ford V8 Convertible



K-94302 1931 Model A Ford Classic Coupe

Also Available:

K-94232 1934 Ford Pickup




K-94307 1929 British Classic Hard Top



K-94231 1932 Ford 3-Window Coupe



K-94305 1927 Cadillac Classic Hard Top



K-94306 1927 Cadillac Classic Convertible

K-94309 1934 Italian Classic

Also Available:

K-94304 1936 Banz Classic Convertible



K-94308 1929 British Classic Convertible

All Single Vehicles \$4.95 unless otherwise noted. Colors may vary. Check your retailer for availability

1:43 K-LINE Cruisers

1940s



K-94684 1949 Buick

All Single Vehicles \$4.95 unless otherwise noted. Colors may vary. Check your retailer for availability

Also Available:

- K-94212** 1948 Ford F-1 Pickup
- K-94223** 1949 Cadillac Coupe De Ville
- K-94229** 1948 Tucker

Modern Vehicles



K-94894 1976 Cadillac Coupe de Ville

Also Available:

- K-94205** 1995 Ford F-150 Pickup
- K-94211** 1978 Volkswagen Rabbit
- K-94213** 1997 Mercedes-Benz M-Class
- K-94217** 1997 Ford XLT F-150 Flareside Super Cab
- K-94218** 1971 Plymouth GTX
- K-94219** 1996 Porsche 911 Turbo 996
- K-94221** 1998 Porsche 911 Carrera 996
- K-94225** 2000 Ford Thunderbird convertible
- K-94226** 2000 Ford Thunderbird hardtop
- K-94233** 1998 Toyota Land Cruiser
- K-94301** US Army Mercedes Jeep
- K-94644** 1989 Ford Mustang GT
- K-94654** 1994 Ford Mustang GT
- K-94664** Ford Mustang Mach III
- K-94754** 1970 Oldsmobile 442 W-30
- K-94401** Mini Cooper
- K-94402** 1990 Chevrolet Tahoe
- K-94403** 1999 Chevrolet Silverado
- K-94404** 2000 Ford Crown Victoria Highway Patrol
- K-94405** 2000 Ford Crown Victoria Police Supervisor

- K-94406** 2000 Ford Crown Victoria Michigan St Police
- K-94407** 1998 Isuzu VehiCROSS
- K-94408** 2001 Land Rover Freelander
- K-94409** 2001 Land Rover 4.6HSE
- K-94410** 1998 Lexus GS300
- K-94411** 1999 Lexus RX300
- K-94412** 1989 Mazda MX-5
- K-94413** 1980 MGB Convertible
- K-94414** 1976 MGB Soft Top
- K-94415** Mitsubishi Lancer Evolution VI
- K-94416** Mitsubishi Pajero
- K-94417** 1999 Saab 9.3 coupe
- K-94418** 1999 Saab 9.5 sedan
- K-94419** 1996 Saab 9.5 Touring
- K-94420** 1996 Toyota RAV4
- K-94421** 1965 VW Beetle soft top
- K-94422** 1965 VW Beetle hard top
- K-94430** VW Microbus
- K-94431** US Army Jeep Willy

Urban Road & Work Vehicles



- K-94435** Front Loader
- K-94436** Bulldozer
- K-94437** Pick Up Lorry



- K-94432** Road Sweeper
- K-94433** Snow Plow

Also Available: **K-94434** Excavator

Buses & Coaches



K-94444 School Bus \$9.95



- K-94448** Classic Transporter Classic Coach \$9.95
- K-94449** Greenland Tours Classic Coach \$9.95
- K-94450** Commercials Group Classic Coach \$9.95

Buses & Coaches Feature:

- 8.25" Long
- Opening Doors

- K-94445** Starline Tour Bus \$9.95
- K-94446** International Airline Tour Bus \$9.95
- K-94447** Sunnyside Express Tour Bus \$9.95





K-94352 ATSF 53 Ford Pick-up



K-94353 BNSF 97 Ford Pick-up



K-94355 NS 95 Ford Pick-up



K-94356 PRR 53 Ford Pick-up



K-94357 SP 97 Ford Pick-up

Railroad Vehicles

Every railroad needs a sturdy work truck around the yard, and these die cast trucks can do the job. Decorated with railroad logos, these trucks provided the added details to any scene.



K-94351 Amtrak 95 Ford Pick-up

Also Available:

- K-94354** CSX 95 Ford Pick-up
- K-94358** UP 95 Ford Pick-up
- K-94359** B&O 48 Ford Pick-up
- K-94360** C&D 48 Ford Pick-up
- K-94361** GN 48 Ford Pick-up
- K-94362** MDW 53 Ford Pick-up
- K-94363** Reading 48 Ford Pick-up
- K-94364** C&NW 53 Ford Pick-up
- K-94365** FEC 98 Ford Pick-up

All Single Vehicles \$4.95 unless otherwise noted. Colors may vary. Check your retailer for availability

K-LINE Vehicles



K-94533 K-LINE Pedal Car \$5.95

Also Available:
K-94535 K-LINE Ford SuperCab

Classic Pickups with Loads

- K-94438** Eagle Gas Classic Truck
- K-94439** Natural Source Wood Classic Truck
- K-94440** Best Quality Tires Classic Truck
- K-94441** Cat Wine Classic Truck
- K-94442** My Caffe Caffe Classic Truck
- K-94443** Wheat Classic Truck



Transformers, Trucks & Books



K-5001S Scale Bettendorf Freight Truck (2) \$14.95

K-5004S Scale Timken Freight Truck (2) \$14.95



K-4600SP Scale Streamliner Passenger Truck w/Pickups (2) \$24.95



K-4400SP Scale Heavyweight Passenger Truck w/Pickups (2) \$24.95



K-4620SP Scale Horizon Passenger Truck w/Pickups (2) \$24.95



K-0954 110 Watt AC Transformer \$89.95



K-0950 40 Watt AC Transformer \$43.95



K-0001 Operating O and O-27 Trains

This comprehensive guide covers everything from "how to begin" to detailed landscaping techniques. Chapters include information

on construction of tables, electrical wiring and operation of various transformers. This soft cover guide will transport any hobbyist from the four walls of the room to a railroad empire.

8-1/2" x 11" Format. 240 Pages. Fully Illustrated. **\$9.95**



K-0004 Track Layout and Accessory Manual

This is a great book that puts a whole lot of information together in a very

straightforward format. The content is a step-by-step approach to the layout and operation of trains. Learn about the different track configurations from the pros, as well as train maintenance, the operation of accessories and more. This is the easiest, most basic book available from this collection, perfect for the beginner hobbyist.

8-3/8" x 10-7/8" Format. 64 Pages. Fully Illustrated. **\$3.95**

The perfect companion to the hardcover K-LINE Collector's Guide, the pocket edition features over 2700 listings—including more than 600 new listings from 1999 and 2000 not listed in the hardcover volume. All cars and engines are listed by number and by railroad to quickly locate the items you need. 4" x 8-1/2" Format. 152 Pages. **\$14.95**



K-0002 Complete Service Manual for Lionel Trains

Your single source for all schematic and wiring diagrams, item descriptions and repair and operating instructions. Additional pages include the Lionel instruction sheets that accompany all engines, operating cars and accessories. This library edition hardcover book is designed for a lifetime of use. 5-1/2" x 8-1/2" Format. 732 Pages. Fully Illustrated. **\$19.95**



K-0006 K-LINE Electric Train Track Layouts

Part of the fun with K-LINE trains is arranging and rearranging the track sections

to create custom layouts. Included in these pages is an endless variety of arrangements to operate one, two or more trains through double-track mainlines, around figure 8s, through "S" bends and reversing loops—even through freight yards. All plans are designed for snap-together sectional track for floor or tabletop assembly and operation. 64 Pages. Fully Illustrated. Full Color. **\$9.95**

K-0012 Pocket Edition



K-0003 Complete Service Guide for American Flyer Trains

A valuable reference book, this one volume encyclopedia will appeal to any train buff. From the pages of the A.G. Gilbert service manuals come: schematic and wiring diagrams, a description of each item, repair and operating instructions for all items, a parts list and master number index. Additionally, sheets and booklets that accompany engines, operating cars and accessories are included. This hardcover book will stand up to a lifetime of use. 7" x 10" Format. 402 Pages. Fully Illustrated. **\$29.95**



K-0011 K-LINE Collector's Guide

The K-LINE Collector's Guide, Volume records production history

from the first O-2 freight cars manufactured in 1985 to the prototypical scale engines and cars of 1998. Based on manufacturing records and extensive company archives, The Collector's Guide features a complete, illustrated list of K-LINE's first 15 years of train production, including dozens of uncataloged and specialty cars and train sets. This hardbound volume includes more than 1600 full color photos, a complete numerical listing of all items, plus interesting stories behind production anomalies and limited editions. 9-3/8" x 11-1/2" Format. 304 Pages. Fully Illustrated. **\$59.95**

K-LINE Collector's Club Options

New for 2002: Only \$139

PENNSYLVANIA A5 SWITCHER

The K-LINE Collector's Club continues to offer the best value in model railroading, including free premium items and exclusive purchase opportunities. This year's membership premium is a highly-detailed, die cast A5 steam engine and tender from Korea for only \$139. That's for the conventional version with a whistle, and the price includes a yearly Membership in KCCC. Want a fully-loaded A5 with Lionel RailSounds, TrainMaster Command Control and Electrocouplers? The command version is \$269 and includes a 2 year Membership in KCCC. A basic Yearly Membership is also available for \$60 and features 2 great O Gauge Freight Cars. Go to www.k-linetrains.com today to sign up for the club that keeps getting better.

KCC
K-LINE®
COLLECTORS CLUB

Join Now to Make Sure You
Know What's Coming for 2003!

1 YEAR MEMBERSHIP

KCC-2002A 2 Freight Cars \$60

- New York Central System Boxcar
 - Great Northern Aluminum Tank Car
- Membership Expires Jan. 31, 2003 add \$10 S&H

KCC-2002G A5 Switcher \$139

- Road Number 94 w/smoke & whistle
- Membership Expires Jan. 31, 2003 add \$14 S&H

2 YEAR MEMBERSHIP

KCC-2002G2 A5 Switcher,
Command Version \$269

- Road No. 913 with Lionel RailSounds, TMCC, Smoke & Electrocouplers
- Membership Expires Jan. 31, 2004
Add \$14 Shipping & Handling



A5 FEATURES:

- Die Cast engine and Tender (17" Long)
- 4 interconnected pick-up rollers prevent stalling on switches and crossovers
- Newly tooled to the latest industry quality standards
- Blackened side rods and rims
- Gold plated bell, whistle and pop-off valves
- Powerful can motor with flywheel and dual traction tires for superb pulling performance
- 24:1 gear ratio for smooth running at prototypical speeds
- Realistic engineer and fireman figures
- Directional lighting
- Realistic puffing smoke unit synchronized to locomotive speed

Command version also features:

- Steam engine sounds synchronized to smoke unit and pistons in both TMCC and conventional operation!
- Front and rear electrocouplers for realistic yard action!
- Lionel RailSounds and TrainMaster Command Control
- Screaming brake sounds!
- TowerComm control tower announcements*
- CrewTalk radio chatter!

*When operated with Lionel TMCC controller.



Great Northern Aluminum Tank Car



New York Central System Boxcar

131

K-LINE® SUPER STORES

DALLAS, TX

Collectible Trains & Toys
230 Skillman Grocery Center, Dallas, TX 75243
Phone: (214) 373-9469, (800) 462-4992
Web: www.trainstoytrains.com

MILFORD, OH

Davis Electronics
217 Main Street, Milford, OH 45150
Phone: (513) 831-6425, (800) 448-1060
Web: www.daviselectronics.com

HAMBURG, NY

Hornburg Model Railroad Station
4 Scott Street, Hamburg, NY 14075
Phone: (716) 449-3568, (800) 538-9180
Web: www.hornburgmodelrr.com

COON RAPIDS, MN

Ill Rail Trains
536 Northdale Boulevard, Coon Rapids, MN 55418
Phone: (763) 767-9545, (888) 251-2445
Web: www.illtrains.com

BROOMMALL, PA

Nicholas Seiffert Toys
2343 West Chester Pike, Broomall, PA 19008
Phone: (810) 338-2327, (800) 905-5396
Web: www.seiffert.com

ROCHESTER, NY

Dalwick's Hobbies
2222 Lyell Avenue, Rochester, NY 14626
Phone: (716) 428-6683, (800) 259-5444
Web: www.dalwick.com

YUBA CITY, CA

Western Depot
1659 Sierra Ave., Suite 203, Yuba City, CA 95993
Phone: (530) 873-6776
Web: www.westerndepot.com

CHICAGO, IL

Chicagoand Hobby
6017 NW Highway, Chicago, IL 60631
Phone: (773) 775-6069
Web: www.chicagoandhobby.com

INDIANAPOLIS, IN

Train Express
4310 W. 96th Street, Indianapolis, IN 46268
Phone: (317) 879-9300, (800) 428-6177
Web: www.trainexpress.com

SCRANTON, PA

Scranton Hobby Center
217 Lockwood Avenue, Scranton, PA 18503
Phone: (570) 342-1963
Web: www.scrantonhobby.com

WINSTON-SALEM, NC

The Train Loft
4067 E. Colony Club Rd., Winston-Salem, NC 27104
Phone: (336) 740-9817, (877) 550-6019
Web: www.trainloft.com

DELRAN, NJ

M & G Hobbies
2902 Route 130, Delran, NJ 08075
Phone: (856) 461-3553
Web: www.mandghobbies.com

FEASTERVILLE, PA

Toy Train Station
21 East Street Road, Feasterville, PA 19053
Phone: (215) 322-5182
Web: www.toytrainstation.com

MOUNTAIN LAKES, NJ

The Train Station
110 Remond Road, Mountain Lakes, NJ 07046
Phone: (973) 263-1979
Web: www.train-station.com

NEWARK, DE

Just Trains
26278 Capital Trail, Newark, DE 19711
Phone: (302) 453-9742
Web: www.justtrains.com

K-LINE's Internet home page
(www.k-linetrains.com)
provides a link to all the
SuperStore Web sites.

K
L I N E
SUPER
STORES

K-LINE® ELECTRIC TRAINS

FACTORY

P.O. Box 2831
Chapel Hill, NC 27515
Phone: (919) 929-4360
Fax: (919) 929-4050
Web: www.k-linetrains.com

CUSTOMER SERVICE

Mon-Fri 8:30am - 4:30pm ET
RCC (Retail): (919) 929-8420
E-mail: info@k-linetrains.com
Parts & Service: (919) 929-1116
E-mail: service@k-linetrains.com
Toll-Free Fax: (877) 269-4111

DIRECTOR OF SALES

Nicholas B. Ladd
P.O. Box 2831
Chapel Hill, NC 27515
Phone: (919) 929-4360
Fax: (919) 929-4050
E-mail: NLadd@k-linetrains.com

EAST COAST

SALES MANAGER
Frank Finestrain
P.O. Box 2831
Chapel Hill, NC 27515
Phone: (813) 252-5389
Fax: (410) 458-6174
E-mail: FFinestrain@k-linetrains.com

MIDWEST & WEST MANAGER

Bill Swarthout
2721 Brinley Court
Avon, OH 44011
Phone: (440) 326-6444
Fax: (440) 927-6771
E-mail: KLineMidwest@aol.com

WEST COAST

SALES MANAGER
Bob Crane
3355 E. Woodhaven St.
Sunnyvale, CA 95063
Phone: (865) 383-8185
Fax: (865) 578-2554
E-mail: westral@earthlink.net

www.k-linetrains.com

© 2002 HO, Inc., Chapel Hill, NC 27515
Includes all photographs, text and diagrams. All rights reserved. Products
and prices shown in this catalog may vary after publication. Printed in USA.
All Sales Final.

